

LAXMI CHARITABLE TRUST
SHRI CHINAI COLLEGE OF COMMERCE & ECONOMICS

Dr. S. Radhakrishnan Marg, Andheri (East), Mumbai-400 069

Accredited by NAAC with B Grade

CRITERION II

KEY INDICATOR	2.6. Student Performance and Learning Outcome
METRIC NO.	2.6.2

**ATTAINMENT OF POS AND COS ARE EVALUATED
(YEAR WISE RESULT ANALYSIS 2019-2024)**

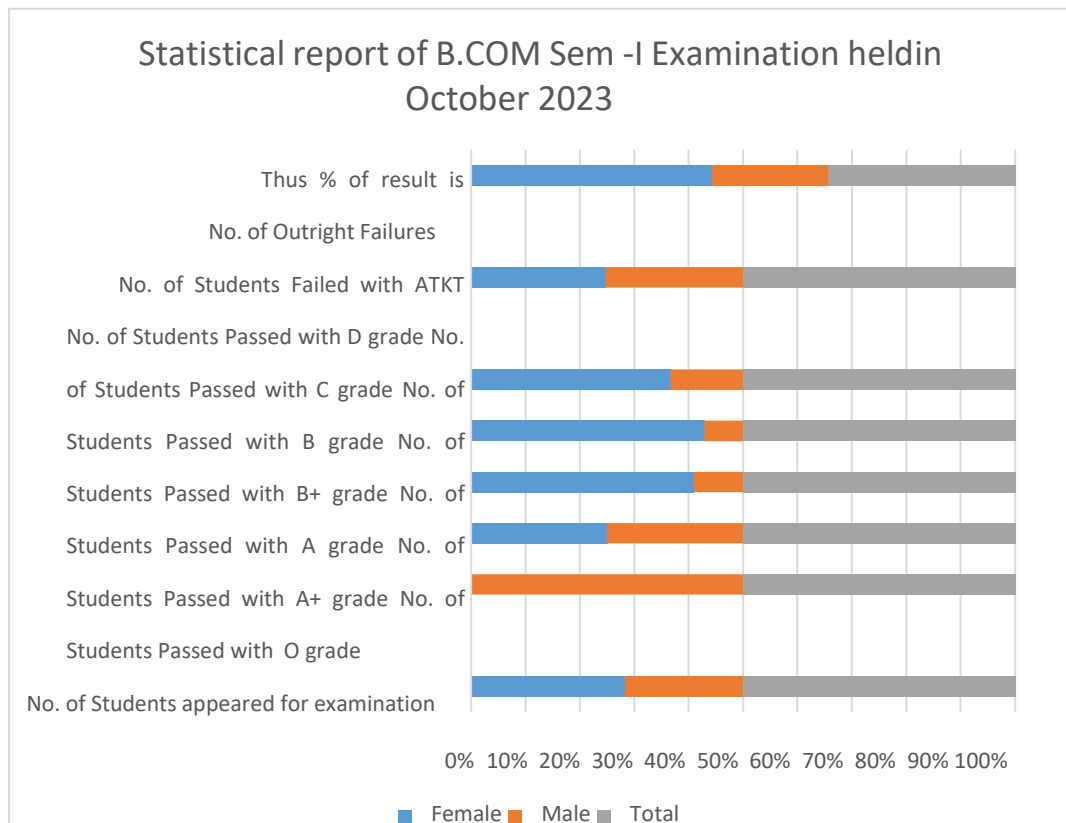
BACHELOR OF COMMERCE (B.COM)



BACHELOR OF COMMERCE (B.COM)

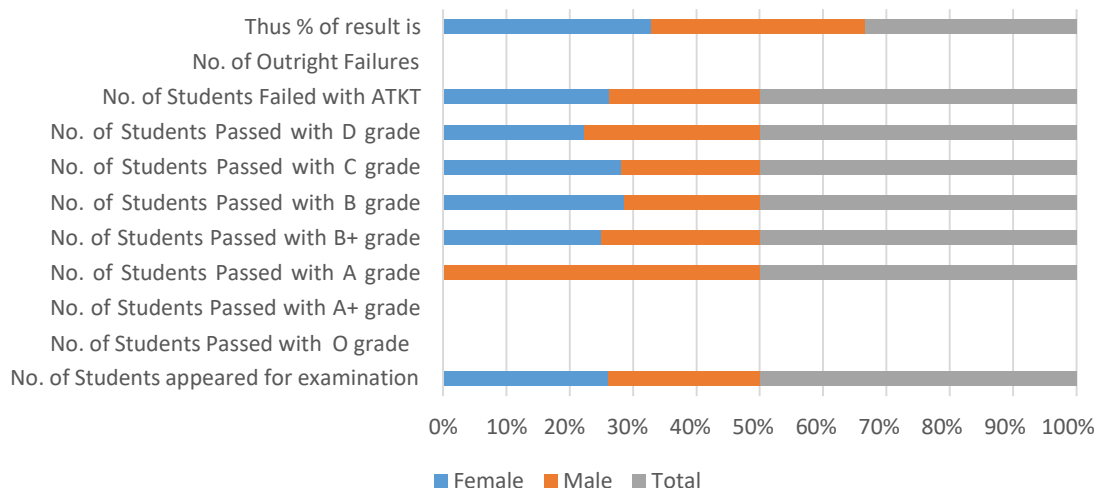
2023-24

Statistical report of BCom Sem - I Examination held in October 2023			
Details	Female	Male	Total
No. of Students appeared for examination	68	52	120
No. of Students Passed with O grade	0	0	0
No. of Students Passed with A+ grade	0	2	2
No. of Students Passed with A grade	1	1	2
No. of Students Passed with B+ grade	9	2	11
No. of Students Passed with B grade	6	1	7
No. of Students Passed with C grade	11	4	15
No. of Students Passed with D grade	0	0	0
No. of Students Failed with ATKT	41	42	83
No. of Outright Failures	0	0	0
Thus % of result is	39.71	19.23	30.83



Statistical report of BCom Sem -III Examination held in October 2023			
Details	Female	Male	Total
No. of Students appeared for examination	49	45	94
No. of Students Passed with O grade	0	0	0
No. of Students Passed with A+ grade	0	0	0
No. of Students Passed with A grade	0	1	1
No. of Students Passed with B+ grade	1	1	2
No. of Students Passed with B grade	4	3	7
No. of Students Passed with C grade	9	7	16
No. of Students Passed with D grade	4	5	9
No. of Students Failed with ATKT	31	28	59
No. of Outright Failures	0	0	0
Thus % of result is	36.73	37.78	37.23

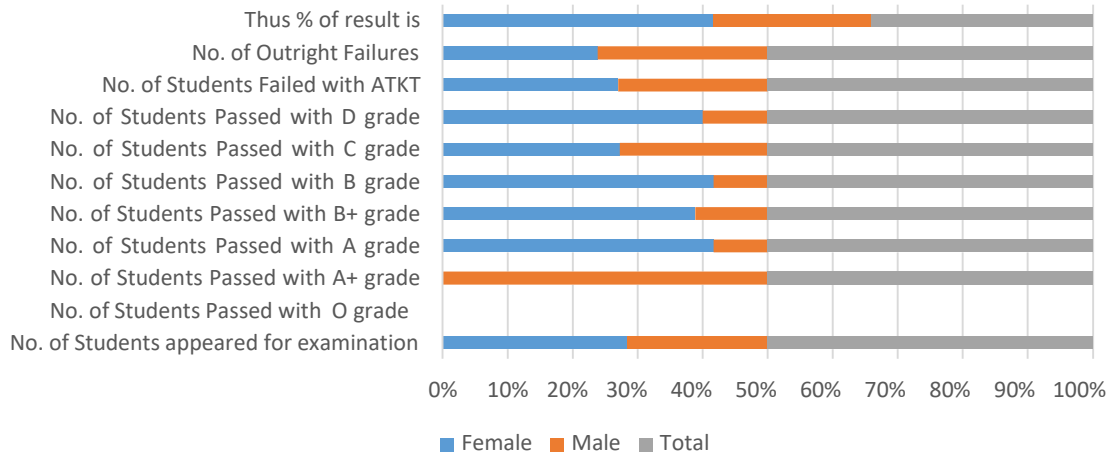
Statistical report of BCom Sem -III Examination held in October 2023



Statistical report of Bcom Sem -II Examination held in April 2024			
Details	Female	Male	Total
No. of Students appeared for examination	68	52	120
No. of Students Passed with O grade	0	0	0
No. of Students Passed with A+ grade	0	2	2
No. of Students Passed with A grade	5	1	6
No. of Students Passed with B+ grade	7	2	9
No. of Students Passed with B grade	5	1	6
No. of Students Passed with C grade	6	5	11
No. of Students Passed with D grade	4	1	5
No. of Students Failed with ATKT	20	17	37
No. of Outright Failures	21	23	44
Thus % of result is	39.71	23.08	32.5



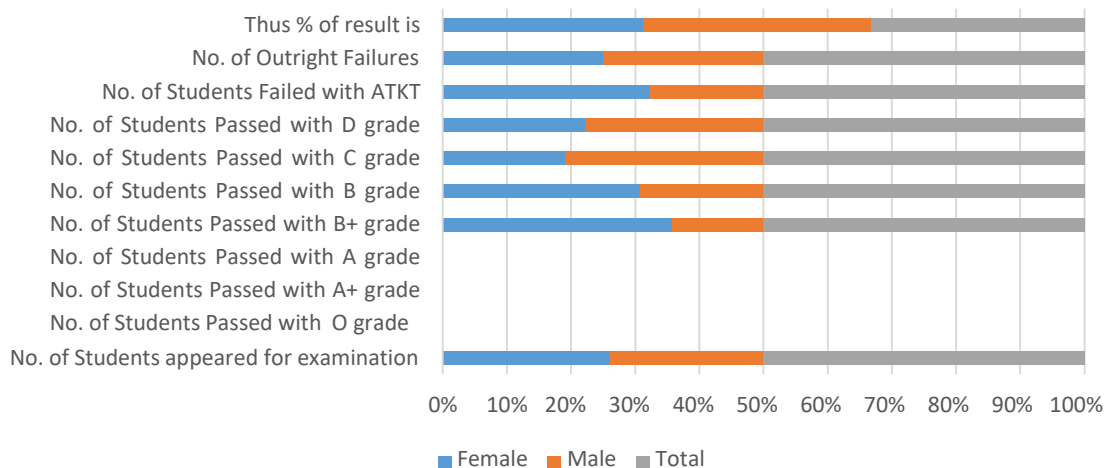
Statistical report of BCom Sem -II Examination held in April 2024



Statistical report of BCom Sem -IV Examination held in April 2024

Details	Female	Male	Total
No. of Students appeared for examination	49	45	94
No. of Students Passed with O grade	0	0	0
No. of Students Passed with A+ grade	0	0	0
No. of Students Passed with A grade	0	0	0
No. of Students Passed with B+ grade	5	2	7
No. of Students Passed with B grade	8	5	13
No. of Students Passed with C grade	8	13	21
No. of Students Passed with D grade	8	10	18
No. of Students Failed with ATKT	11	6	17
No. of Outright Failures	9	9	18
Thus % of result is	59.18	66.67	62.77

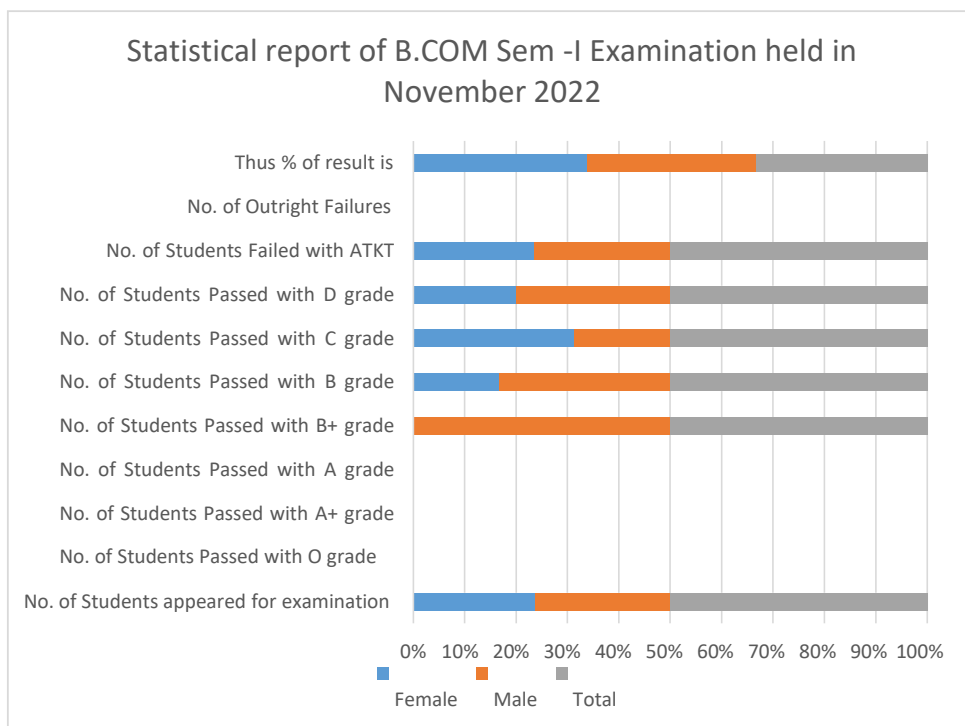
Statistical report of BCom Sem -IV Examination held in April 2024



BACHELOR OF COMMERCE (B.COM)

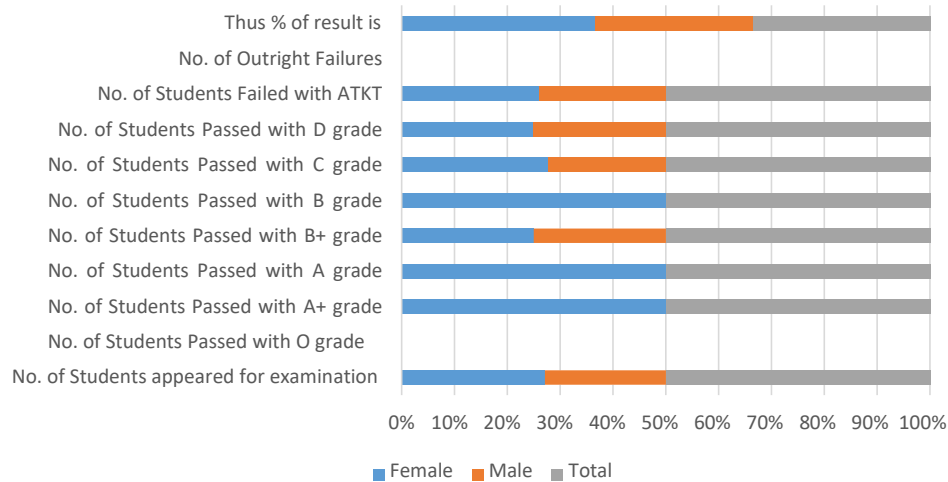
2022-23

Statistical report of B.COM Sem -I Examination held in November 2022			
Details	Female	Male	Total
No. of Students appeared for examination	57	63	120
No. of Students Passed with O grade	0	0	0
No. of Students Passed with A+ grade	0	0	0
No. of Students Passed with A grade	0	0	0
No. of Students Passed with B+ grade	0	2	2
No. of Students Passed with B grade	2	4	6
No. of Students Passed with C grade	10	6	16
No. of Students Passed with D grade	2	3	5
No. of Students Failed with ATKT	43	48	91
No. of Outright Failures	0	0	0
Thus % of result is	24.56	23.81	24.17

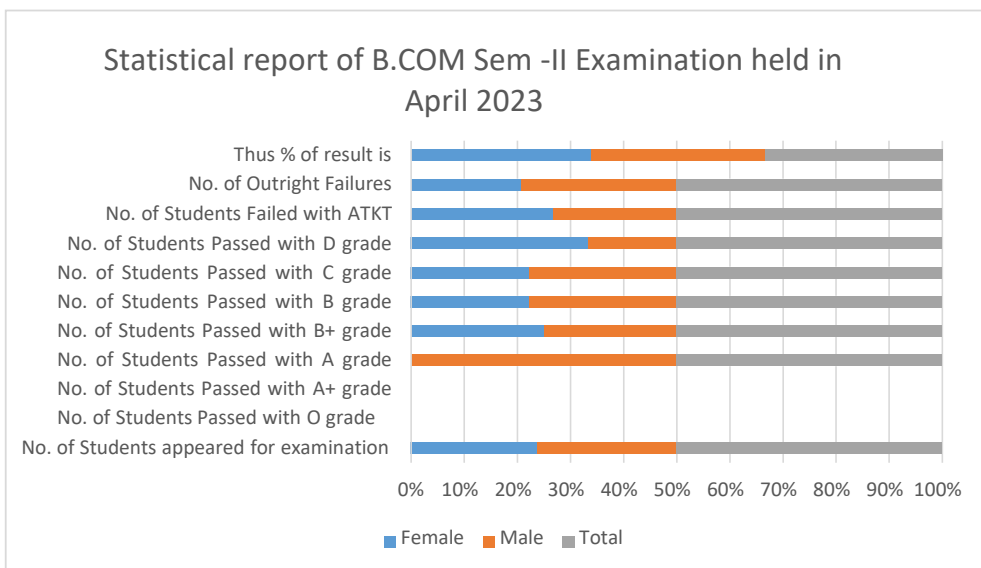


Statistical report of B.COM Sem -III Examination held in October 2022			
Details	Female	Male	Total
No. of Students appeared for examination	64	54	118
No. of Students Passed with O grade	0	0	0
No. of Students Passed with A+ grade	2	0	2
No. of Students Passed with A grade	1	0	1
No. of Students Passed with B+ grade	2	2	4
No. of Students Passed with B grade	2	0	2
No. of Students Passed with C grade	5	4	9
No. of Students Passed with D grade	7	7	14
No. of Students Failed with ATKT	45	41	86
No. of Outright Failures	0	0	0
Thus % of result is	29.69	24.07	27.12

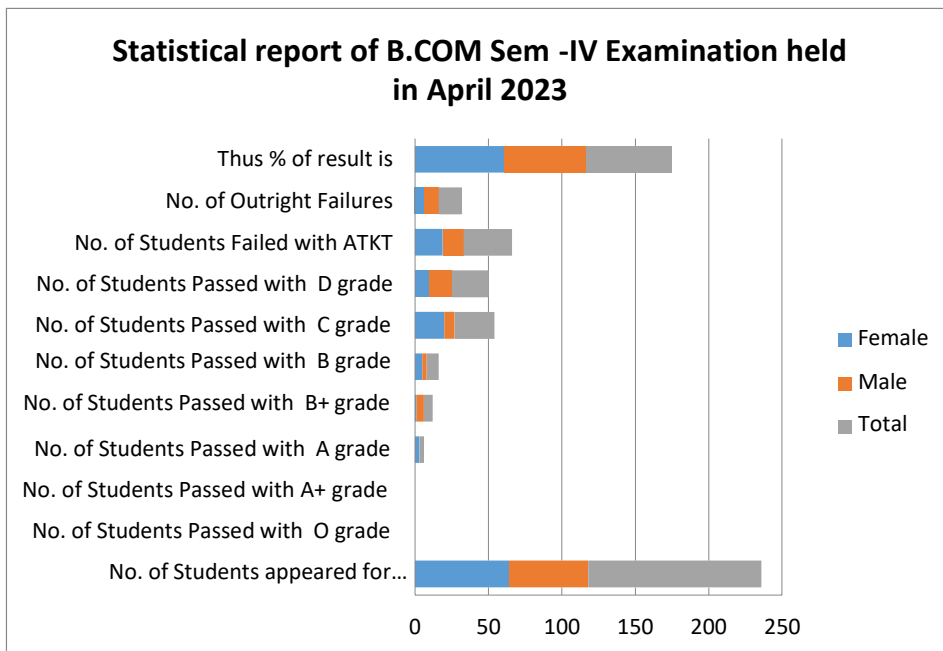
Statistical report of B.COM Sem -III Examination held in October 2022



Statistical report of B.COM Sem -II Examination held in April 2023			
Details	Female	Male	Total
No. of Students appeared for examination	57	63	120
No. of Students Passed with O grade	0	0	0
No. of Students Passed with A+ grade	0	0	0
No. of Students Passed with A grade	0	1	1
No. of Students Passed with B+ grade	1	1	2
No. of Students Passed with B grade	4	5	9
No. of Students Passed with C grade	4	5	9
No. of Students Passed with D grade	4	2	6
No. of Students Failed with ATKT	24	21	45
No. of Outright Failures	20	28	48
Thus % of result is	22.81	22.22	22.5



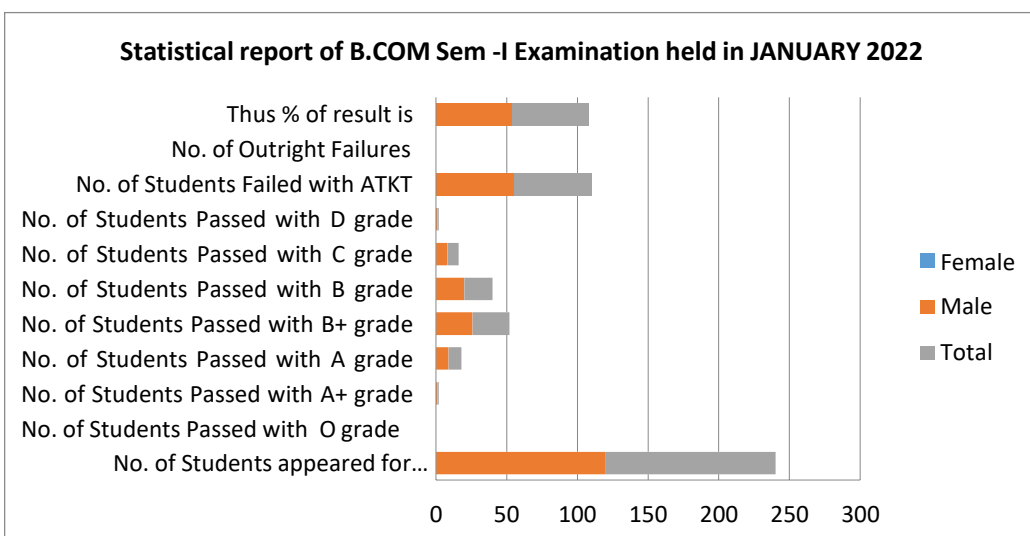
Statistical report of B.COM Sem -IV Examination held in April 2023			
Details	Female	Male	Total
No. of Students appeared for examination	64	54	118
No. of Students Passed with O grade	0	0	0
No. of Students Passed with A+ grade	0	0	0
No. of Students Passed with A grade	3	0	3
No. of Students Passed with B+ grade	1	5	6
No. of Students Passed with B grade	5	3	8
No. of Students Passed with C grade	20	7	27
No. of Students Passed with D grade	10	15	25
No. of Students Failed with ATKT	19	14	33
No. of Outright Failures	6	10	16
Thus % of result is	60.94	55.56	58.45



BACHELOR OF COMMERCE (B.COM)

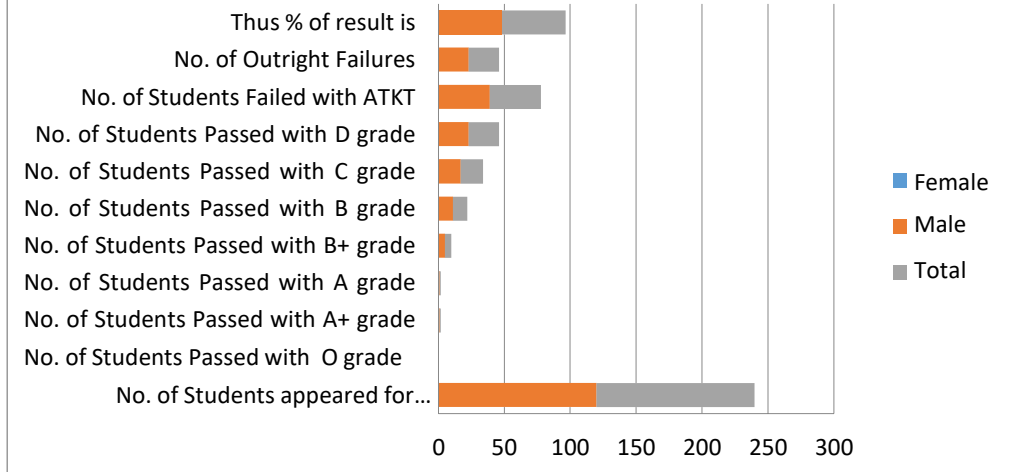
2021-22

Statistical report of B.COM Sem -I Examination held in JANUARY 2022			
Details	Female	Male	Total
No. of Students appeared for examination	0	120	120
No. of Students Passed with O grade	0	0	0
No. of Students Passed with A+ grade	0	1	1
No. of Students Passed with A grade	0	9	9
No. of Students Passed with B+ grade	0	26	26
No. of Students Passed with B grade	0	20	20
No. of Students Passed with C grade	0	8	8
No. of Students Passed with D grade	0	1	1
No. of Students Failed with ATKT	0	55	55
No. of Outright Failures	0	0	0
Thus % of result is	0	54.17	54.17



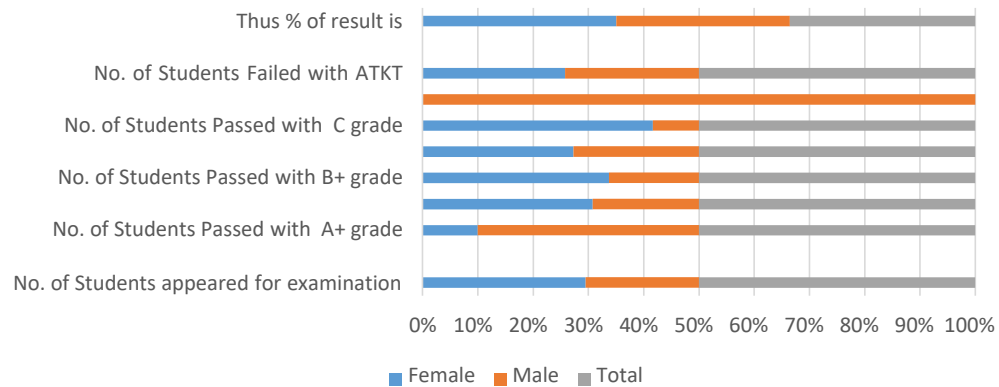
Statistical report of B.COM Sem -II Examination held in May 2022			
Details	Female	Male	Total
No. of Students appeared for examination	0	120	120
No. of Students Passed with O grade	0	0	0
No. of Students Passed with A+ grade	0	1	1
No. of Students Passed with A grade	0	1	1
No. of Students Passed with B+ grade	0	5	5
No. of Students Passed with B grade	0	11	11
No. of Students Passed with C grade	0	17	17
No. of Students Passed with D grade	0	23	23
No. of Students Failed with ATKT	0	39	39
No. of Outright Failures	0	23	23
Thus % of result is	0	48.33	48.33

Statistical report of B.COM Sem -II Examination held in May 2022



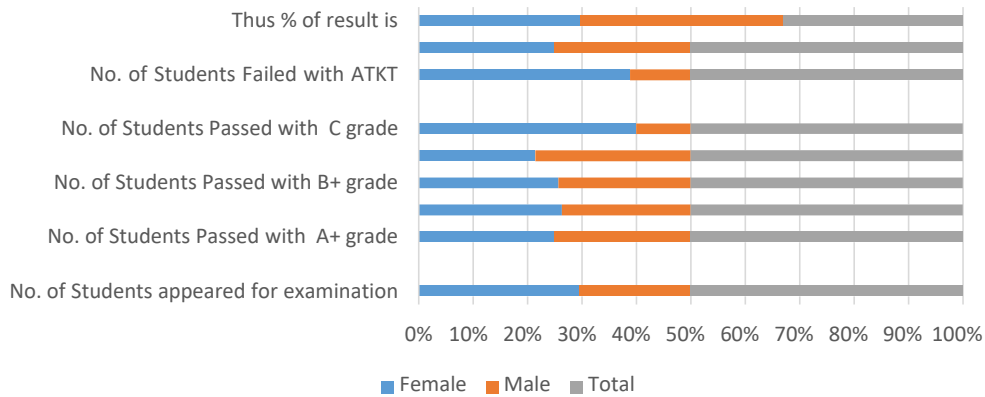
Statistical report of B.COM Sem -III Examination held in OCTOBER 2021			
Details	Female	Male	Total
No. of Students appeared for examination	69	48	117
No. of Students Passed with O grade	0	0	0
No. of Students Passed with A+ grade	1	4	5
No. of Students Passed with A grade	8	5	13
No. of Students Passed with B+ grade	27	13	40
No. of Students Passed with B grade	12	10	22
No. of Students Passed with C grade	5	1	6
No. of Students Passed with D grade	0	10	0
No. of Students Failed with ATKT	16	15	31
No. of Outright Failures	0	0	0
Thus % of result is	76.81	68.75	73.5

Statistical report of B.COM Sem -III Examination held in
OCTOBER 2021



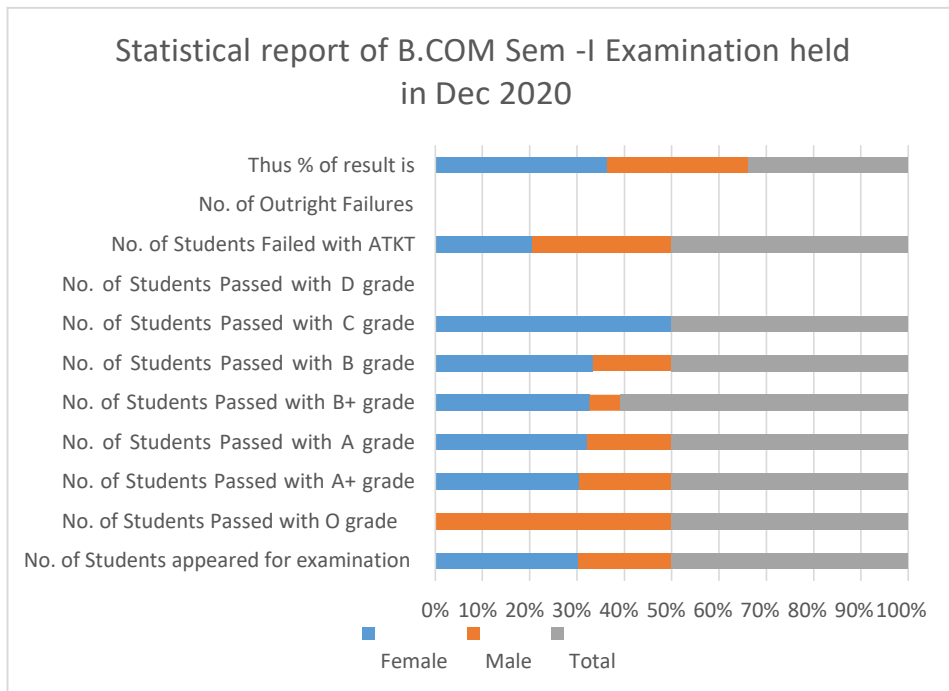
Statistical report of B.COM Sem -IV Examination held in April 2022			
Details	Female	Male	Total
No. of Students appeared for examination	69	48	117
No. of Students Passed with O grade	0	0	0
No. of Students Passed with A+ grade	4	4	8
No. of Students Passed with A grade	10	9	19
No. of Students Passed with B+ grade	18	17	35
No. of Students Passed with B grade	6	8	14
No. of Students Passed with C grade	8	2	10
No. of Students Passed with D grade	0	0	0
No. of Students Failed with ATKT	21	6	27
No. of Outright Failures	2	2	4
Thus % of result is	66.67	83.33	73.5

Statistical report of B.COM Sem -IV Examination held in April 2022

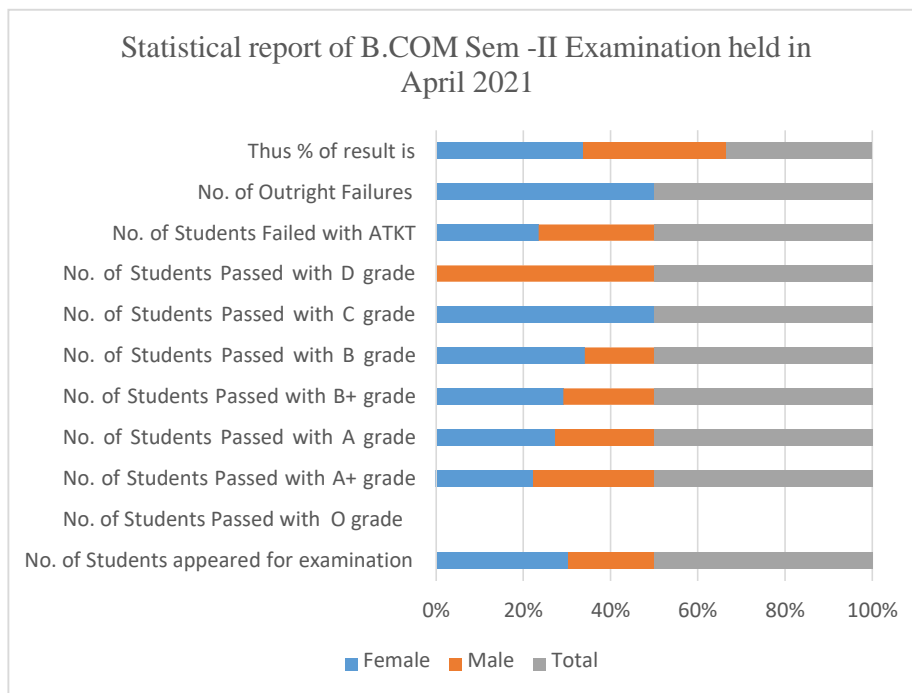


BACHELOR OF COMMERCE (B.COM) 2020-21

Statistical report of B.COM Sem -I Examination held in Dec 2020			
Details	Female	Male	Total
No. of Students appeared for examination	72	47	119
No. of Students Passed with O grade	0	3	3
No. of Students Passed with A+ grade	25	16	41
No. of Students Passed with A grade	18	10	28
No. of Students Passed with B+ grade	15	3	28
No. of Students Passed with B grade	4	2	6
No. of Students Passed with C grade	1	0	1
No. of Students Passed with D grade	0	0	0
No. of Students Failed with ATKT	9	13	22
No. of Outright Failures	0	0	0
Thus % of result is	87.5	72.34	81.51

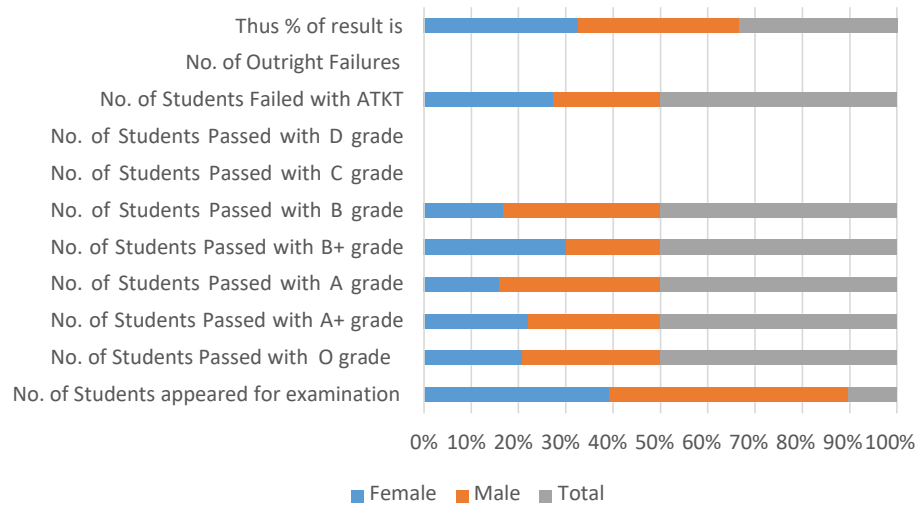


Statistical report of B.COM Sem -II Examination held in April 2021			
Details	Female	Male	Total
No. of Students appeared for examination	72	47	119
No. of Students Passed with O grade	0	0	0
No. of Students Passed with A+ grade	4	5	9
No. of Students Passed with A grade	12	10	22
No. of Students Passed with B+ grade	21	15	36
No. of Students Passed with B grade	15	7	22
No. of Students Passed with C grade	8	0	8
No. of Students Passed with D grade	0	1	1
No. of Students Failed with ATKT	8	9	17
No. of Outright Failures	4	0	4
Thus % of result is	83.33	80.85	82.31

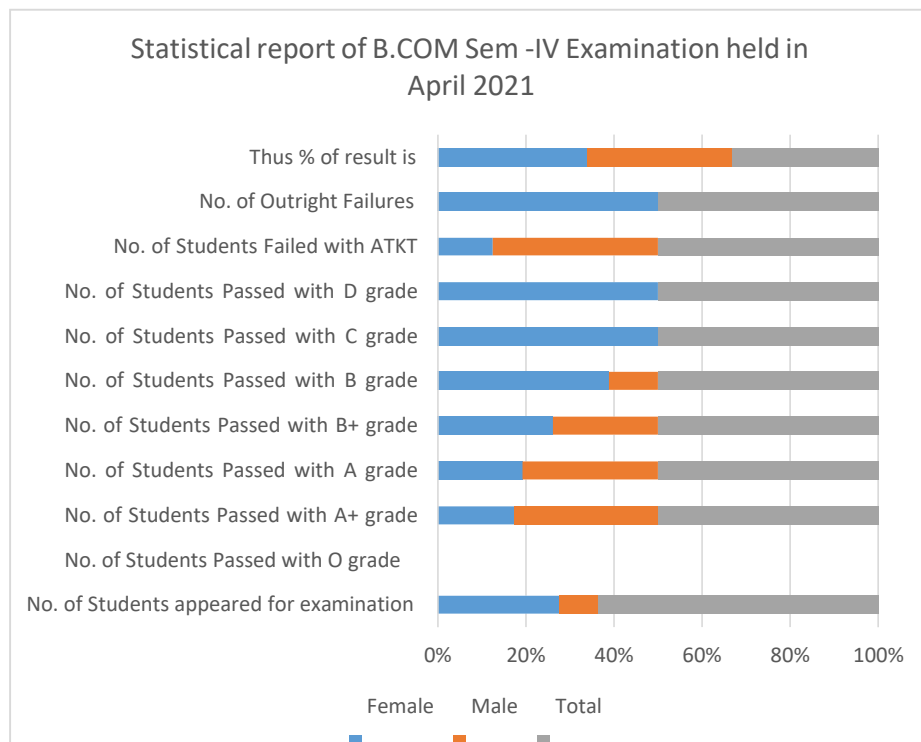


Statistical report of B.COM Sem -III Examination held in Dec 2020			
Details	Female	Male	Total
No. of Students appeared for examination	54	70	14
No. of Students Passed with O grade	5	7	12
No. of Students Passed with A+ grade	29	37	66
No. of Students Passed with A grade	7	15	22
No. of Students Passed with B+ grade	6	4	10
No. of Students Passed with B grade	1	2	3
No. of Students Passed with C grade	0	0	0
No. of Students Passed with D grade	0	0	0
No. of Students Failed with ATKT	6	5	11
No. of Outright Failures	0	0	0
Thus % of result is	88.89	92.86	91.13

Statistical report of B.COM Sem -III Examination held in Dec 2020



Statistical report of B.COM Sem -IV Examination held in April 2021			
Details	Female	Male	Total
No. of Students appeared for examination	54	17	124
No. of Students Passed with O grade	0	0	0
No. of Students Passed with A+ grade	15	28	43
No. of Students Passed with A grade	15	24	39
No. of Students Passed with B+ grade	11	10	21
No. of Students Passed with B grade	7	2	9
No. of Students Passed with C grade	2	0	2
No. of Students Passed with D grade	1	0	1
No. of Students Failed with ATKT	2	6	8
No. of Outright Failures	1	0	1
Thus % of result is	94.44	91.43	92.7

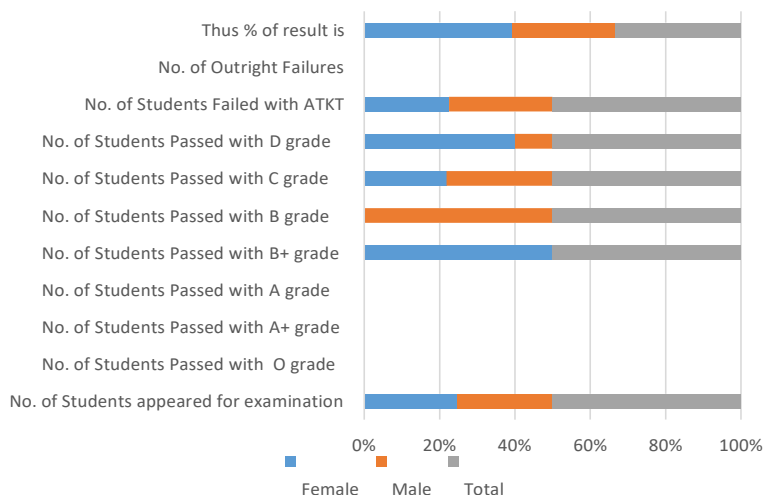


BACHELOR OF COMMERCE (B.COM)

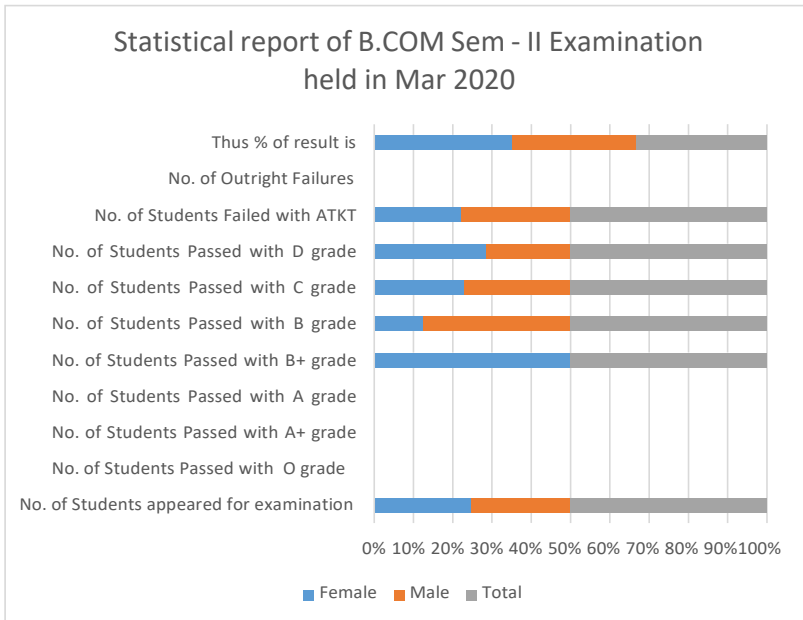
2019-20

Statistical report of B.COM Sem - I Examination held in Oct 2019			
Details	Female	Male	Total
No. of Students appeared for examination	59	61	120
No. of Students Passed with O grade	0	0	0
No. of Students Passed with A+ grade	0	0	0
No. of Students Passed with A grade	0	0	0
No. of Students Passed with B+ grade	3	0	3
No. of Students Passed with B grade	0	4	4
No. of Students Passed with C grade	7	9	16
No. of Students Passed with D grade	12	3	15
No. of Students Failed with ATKT	37	45	82
No. of Outright Failures	0	0	0
Thus % of result is	37.29	26.23	31.67

Statistical report of B.COM Sem - I Examination
held in Oct 2019

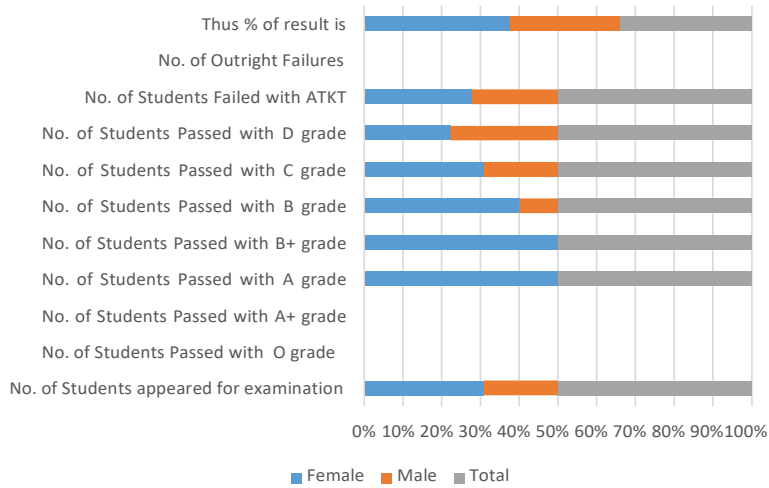


Statistical report of B.COM Sem - II Examination held in Mar 2020			
Details	Female	Male	Total
No. of Students appeared for examination	59	61	120
No. of Students Passed with O grade	0	0	0
No. of Students Passed with A+ grade	0	0	0
No. of Students Passed with A grade	0	0	0
No. of Students Passed with B+ grade	3	0	3
No. of Students Passed with B grade	2	6	8
No. of Students Passed with C grade	10	12	22
No. of Students Passed with D grade	24	18	42
No. of Students Failed with ATKT	20	25	45
No. of Outright Failures	0	0	0
Thus % of result is	66.1	59.02	62.5

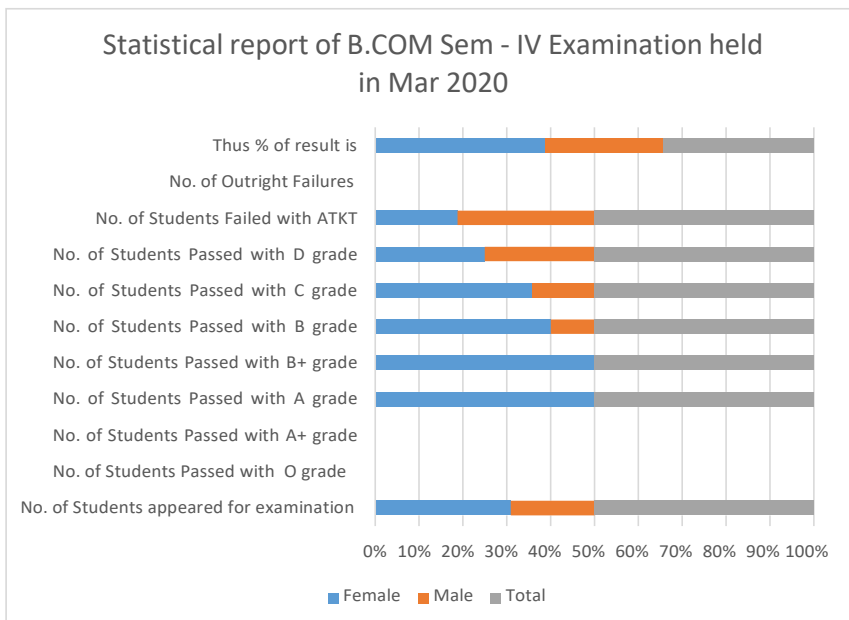


Statistical report of B.COM Sem - III Examination held in Oct 2019			
Details	Female	Male	Total
No. of Students appeared for examination	60	37	97
No. of Students Passed with O grade	0	0	0
No. of Students Passed with A+ grade	0	0	0
No. of Students Passed with A grade	1	0	1
No. of Students Passed with B+ grade	4	0	4
No. of Students Passed with B grade	12	3	15
No. of Students Passed with C grade	13	8	21
No. of Students Passed with D grade	4	5	9
No. of Students Failed with ATKT	26	21	47
No. of Outright Failures	0	0	0
Thus % of result is	56.67	43.24	51.2

Statistical report of B.COM Sem - III Examination held in Oct 2019



Statistical report of B.COM Sem - IV Examination held in Mar 2020			
Details	Female	Male	Total
No. of Students appeared for examination	60	37	97
No. of Students Passed with O grade	0	0	0
No. of Students Passed with A+ grade	0	0	0
No. of Students Passed with A grade	1	0	1
No. of Students Passed with B+ grade	4	0	4
No. of Students Passed with B grade	12	3	15
No. of Students Passed with C grade	25	10	35
No. of Students Passed with D grade	9	9	18
No. of Students Failed with ATKT	9	15	24
No. of Outright Failures	0	0	0
Thus % of result is	85	59.46	75.2



LAXMI CHARITABLE TRUST
SHRI CHINAI COLLEGE OF COMMERCE & ECONOMICS

Dr. S. Radhakrishnan Marg, Andheri (East), Mumbai-400 069

Accredited by NAAC with B Grade

CRITERION II

KEY INDICATOR	2.6. Student Performance and Learning Outcome
METRIC NO.	2.6.2

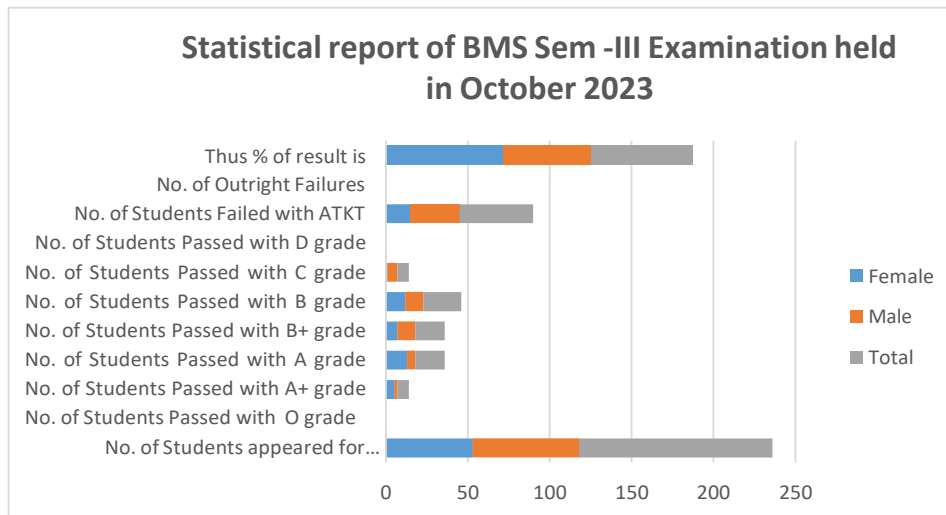
**ATTAINMENT OF POS AND COS ARE EVALUATED
(YEAR WISE RESULT ANALYSIS 2019-2024)**

BACHELOR OF MANAGEMENT STUDIES (BMS)



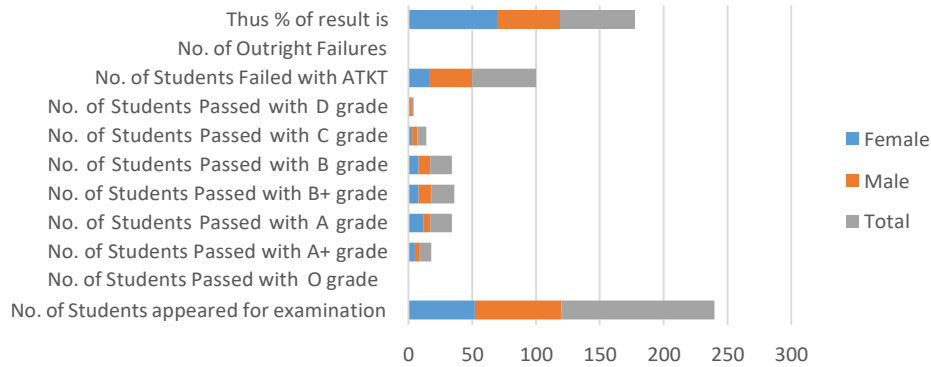
BACHELOR OF MANAGEMENT STUDIES (BMS) 2023-24

Statistical report of BMS Sem -III Examination held in October 2023			
Details	Female	Male	Total
No. of Students appeared for examination	53	65	118
No. of Students Passed with O grade	0	0	0
No. of Students Passed with A+ grade	5	2	7
No. of Students Passed with A grade	13	5	18
No. of Students Passed with B+ grade	7	11	18
No. of Students Passed with B grade	12	11	23
No. of Students Passed with C grade	1	6	7
No. of Students Passed with D grade	0	0	0
No. of Students Failed with ATKT	15	30	45
No. of Outright Failures	0	0	0
Thus % of result is	71.7	53.85	61.86



Statistical report of BMS Sem -I Examination held in OCTOBER 2023			
Details	Female	Male	Total
No. of Students appeared for examination	52	68	120
No. of Students Passed with O grade	0	0	0
No. of Students Passed with A+ grade	5	4	9
No. of Students Passed with A grade	12	5	17
No. of Students Passed with B+ grade	8	10	18
No. of Students Passed with B grade	8	9	17
No. of Students Passed with C grade	3	4	7
No. of Students Passed with D grade	0	2	2
No. of Students Failed with ATKT	16	34	50
No. of Outright Failures	0	0	0
Thus % of result is	69.23	50	58.33

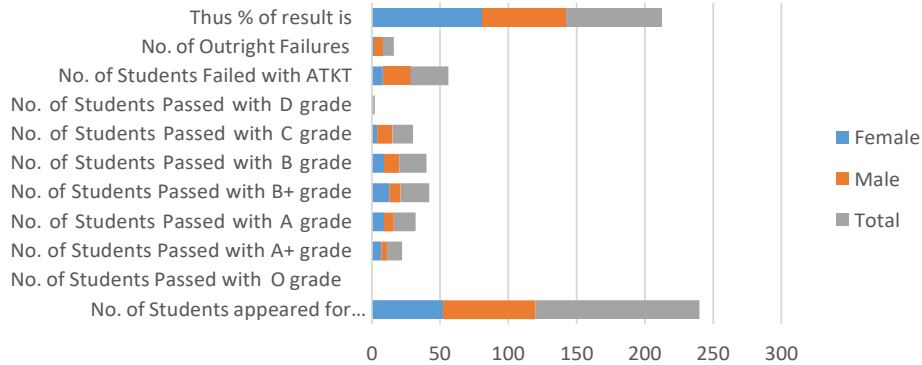
Statistical report of BMS Sem -I Examination held in OCTOBER 2023



Statistical report of BMS Sem -II Examination held in April 2024			
Details	Female	Male	Total
No. of Students appeared for examination	52	68	120
No. of Students Passed with O grade	0	0	0
No. of Students Passed with A+ grade	7	4	11
No. of Students Passed with A grade	9	7	16
No. of Students Passed with B+ grade	13	8	21
No. of Students Passed with B grade	9	11	20
No. of Students Passed with C grade	4	11	15
No. of Students Passed with D grade	0	1	1
No. of Students Failed with ATKT	8	20	28
No. of Outright Failures	2	6	8
Thus % of result is	80.77	61.76	70



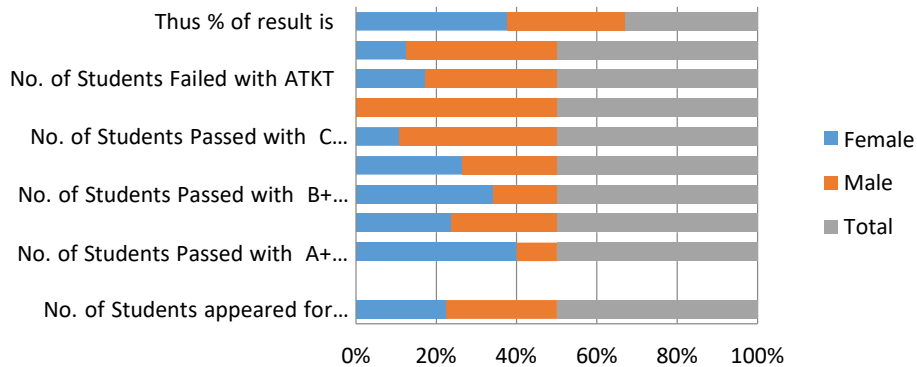
Statistical report of BMS Sem -II Examination held in April 2024



Statistical report of BMS Sem -IV Examination held in APRIL 2024

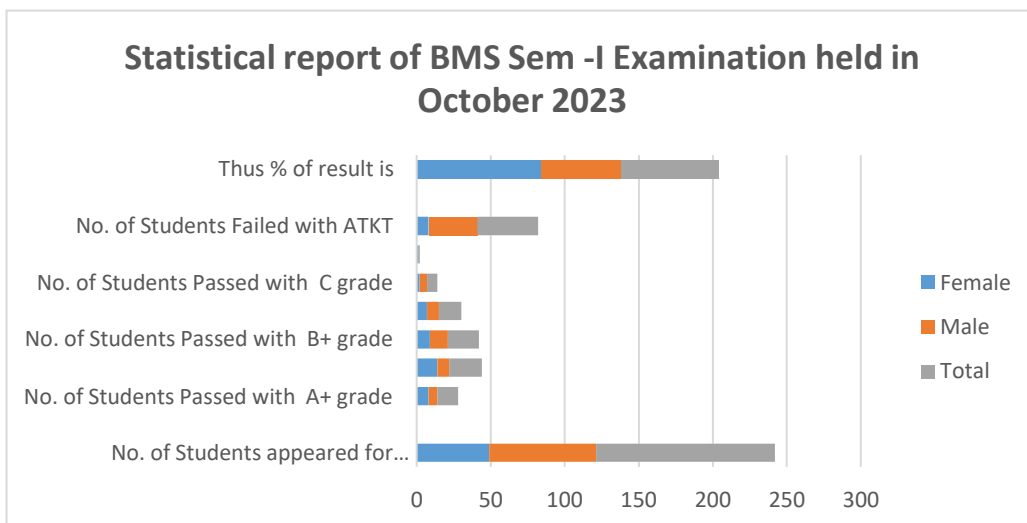
Details	Female	Male	Total
No. of Students appeared for examination	53	65	118
No. of Students Passed with O grade	0	0	0
No. of Students Passed with A+ grade	4	1	5
No. of Students Passed with A grade	9	10	19
No. of Students Passed with B+ grade	15	7	22
No. of Students Passed with B grade	9	8	17
No. of Students Passed with C grade	3	11	14
No. of Students Passed with D grade	0	1	1
No. of Students Failed with ATKT	11	21	32
No. of Outright Failures	2	6	8
Thus % of result is	75.47	58.46	66.1

Statistical report of BMS Sem -IV Examination held in APRIL 2024

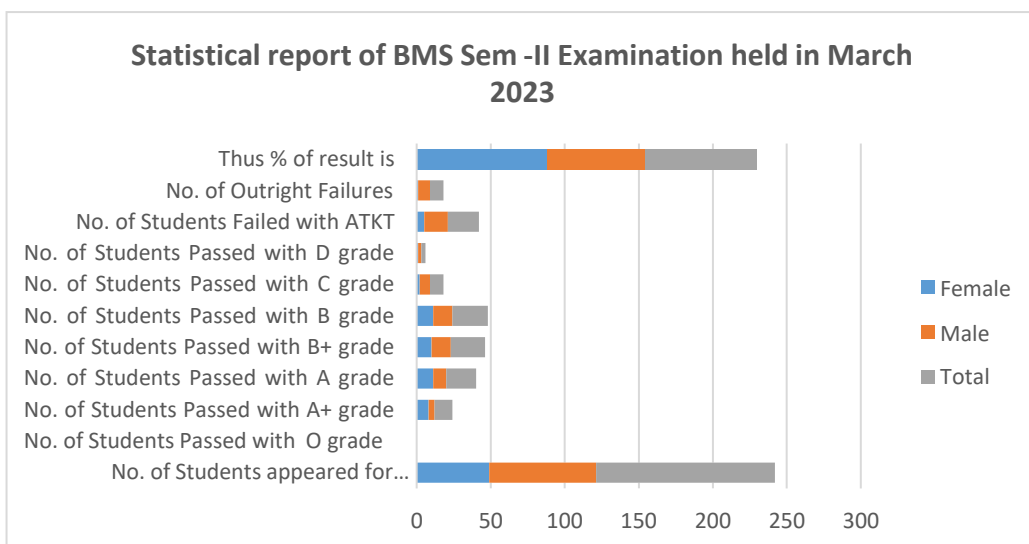


BACHELOR OF MANAGEMENT STUDIES (BMS) 2022-23

Statistical report of BMS Sem -I Examination held in October 2023			
Details	Female	Male	Total
No. of Students appeared for examination	49	72	121
No. of Students Passed with O grade	0	0	0
No. of Students Passed with A+ grade	8	6	14
No. of Students Passed with A grade	14	8	22
No. of Students Passed with B+ grade	9	12	21
No. of Students Passed with B grade	7	8	15
No. of Students Passed with C grade	2	5	7
No. of Students Passed with D grade	1	0	1
No. of Students Failed with ATKT	8	33	41
No. of Outright Failures	0	0	0
Thus % of result is	83.67	54.17	66.12



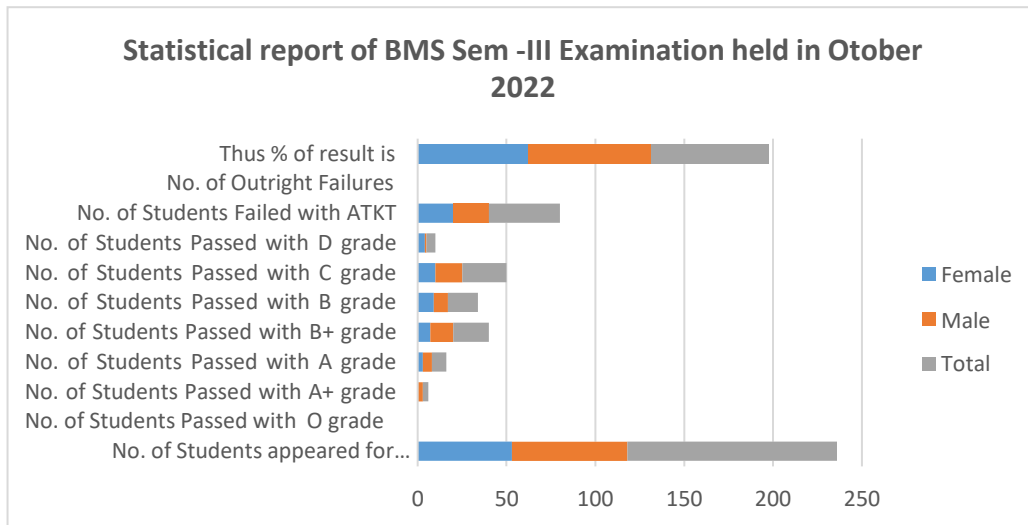
Statistical report of BMS Sem -II Examination held in March 2023			
Details	Female	Male	Total
No. of Students appeared for examination	49	72	121
No. of Students Passed with O grade	0	0	0
No. of Students Passed with A+ grade	8	4	12
No. of Students Passed with A grade	11	9	20
No. of Students Passed with B+ grade	10	13	23
No. of Students Passed with B grade	11	13	24
No. of Students Passed with C grade	2	7	9
No. of Students Passed with D grade	1	2	3
No. of Students Failed with ATKT	5	16	21
No. of Outright Failures	1	8	9
Thus % of result is	87.76	66.67	75.21



Statistical report of BMS Sem -III Examination held in October 2022

Details	Female	Male	Total
No. of Students appeared for examination	53	65	118
No. of Students Passed with O grade	0	0	0
No. of Students Passed with A+ grade	0	3	3
No. of Students Passed with A grade	3	5	8
No. of Students Passed with B+ grade	7	13	20
No. of Students Passed with B grade	9	8	17
No. of Students Passed with C grade	10	15	25
No. of Students Passed with D grade	4	1	5
No. of Students Failed with ATKT	20	20	40
No. of Outright Failures	0	0	0
Thus % of result is	62.26	69.23	66.1

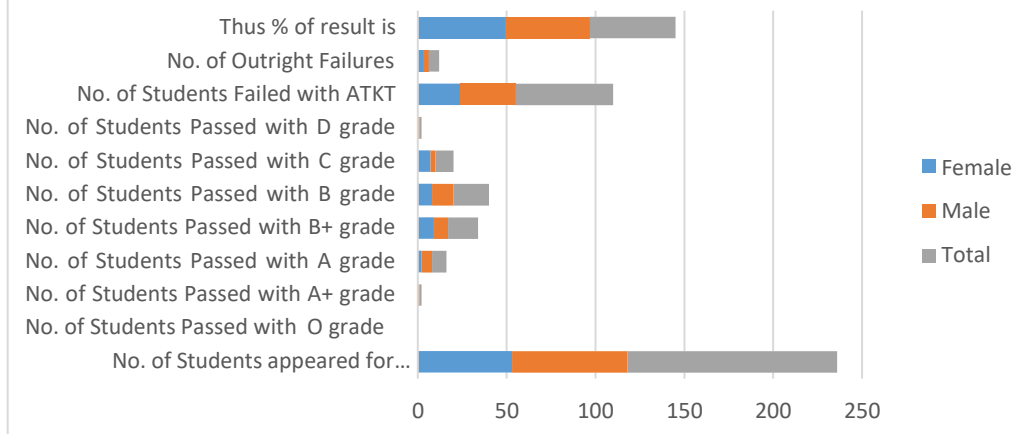
Statistical report of BMS Sem -III Examination held in October 2022



Statistical report of BMS Sem -IV Examination held in APRIL 2023

Details	Female	Male	Total
No. of Students appeared for examination	53	65	118
No. of Students Passed with O grade	0	0	0
No. of Students Passed with A+ grade	0	1	1
No. of Students Passed with A grade	2	6	8
No. of Students Passed with B+ grade	9	8	17
No. of Students Passed with B grade	8	12	20
No. of Students Passed with C grade	7	3	10
No. of Students Passed with D grade	0	1	1
No. of Students Failed with ATKT	24	31	55
No. of Outright Failures	3	3	6
Thus % of result is	49.06	47.69	48.31

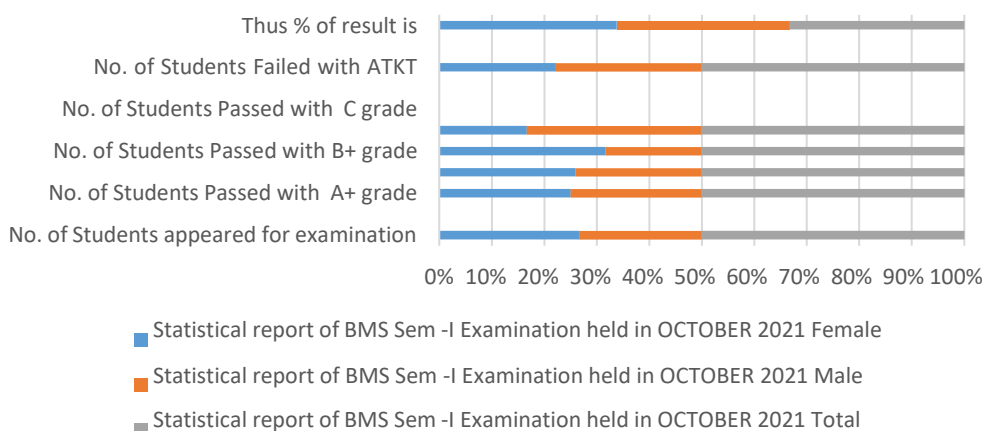
Statistical report of BMS Sem -IV Examination held in APRIL 2023



BACHELOR OF MANAGEMENT STUDIES (BMS) 2021-22

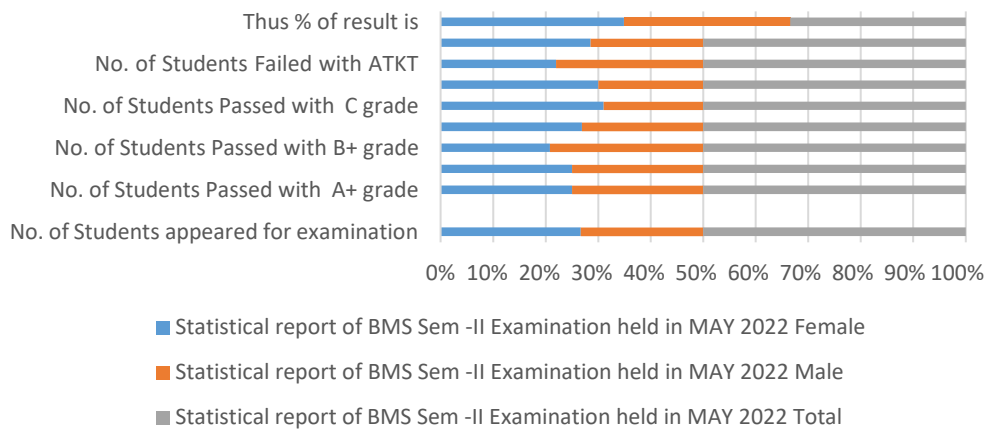
Statistical report of BMS Sem -I Examination held in OCTOBER 2021			
Details	Female	Male	Total
No. of Students appeared for examination	64	56	120
No. of Students Passed with O grade	0	0	0
No. of Students Passed with A+ grade	12	12	24
No. of Students Passed with A grade	28	26	54
No. of Students Passed with B+ grade	19	11	30
No. of Students Passed with B grade	1	2	3
No. of Students Passed with C grade	0	0	0
No. of Students Passed with D grade	0	0	0
No. of Students Failed with ATKT	4	5	9
No. of Outright Failures	0	0	0
Thus % of result is	93.75	91.07	92.5

Statistical report of BMS Sem -I Examination held in OCTOBER 2021

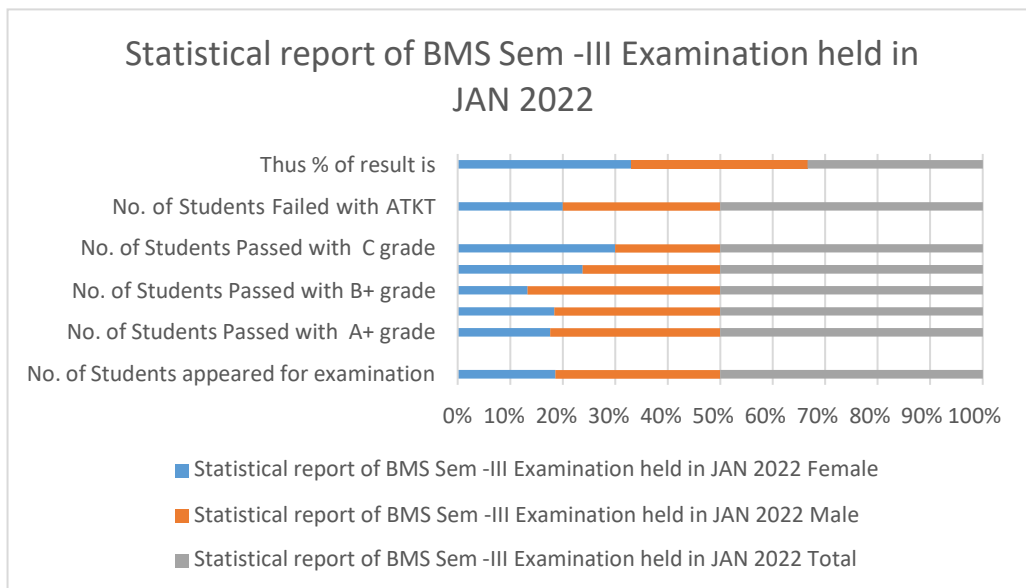


Statistical report of BMS Sem -II Examination held in MAY 2022			
Details	Female	Male	Total
No. of Students appeared for examination	64	56	120
No. of Students Passed with O grade	0	0	0
No. of Students Passed with A+ grade	1	1	2
No. of Students Passed with A grade	2	2	4
No. of Students Passed with B+ grade	5	7	12
No. of Students Passed with B grade	14	12	26
No. of Students Passed with C grade	18	11	29
No. of Students Passed with D grade	9	6	15
No. of Students Failed with ATKT	11	14	25
No. of Outright Failures	4	3	7
Thus % of result is	76.56	69.64	73

Statistical report of BMS Sem -II Examination held in MAY 2022

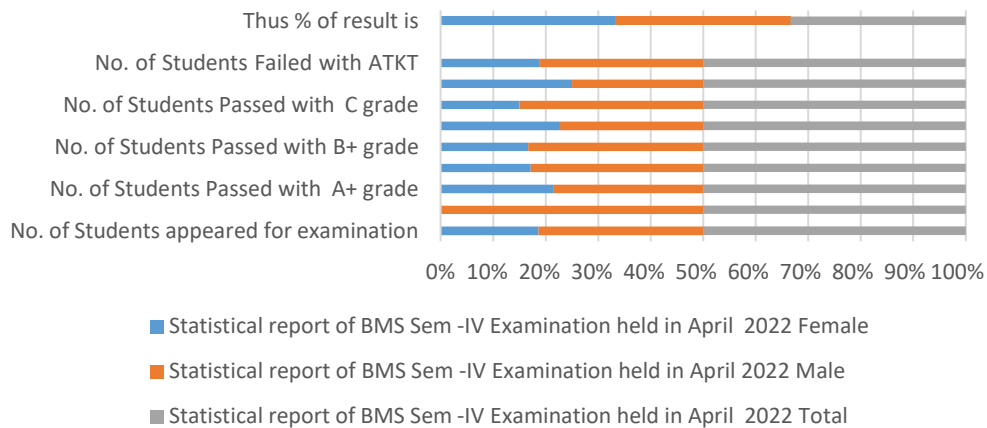


Statistical report of BMS Sem -III Examination held in JAN 2022			
Details	Female	Male	Total
No. of Students appeared for examination	45	76	121
No. of Students Passed with O grade	0	0	0
No. of Students Passed with A+ grade	6	11	17
No. of Students Passed with A grade	14	24	38
No. of Students Passed with B+ grade	8	22	30
No. of Students Passed with B grade	10	11	21
No. of Students Passed with C grade	3	2	5
No. of Students Passed with D grade	0	0	0
No. of Students Failed with ATKT	4	6	10
No. of Outright Failures	0	0	0
Thus % of result is	91.11	92.11	91.74



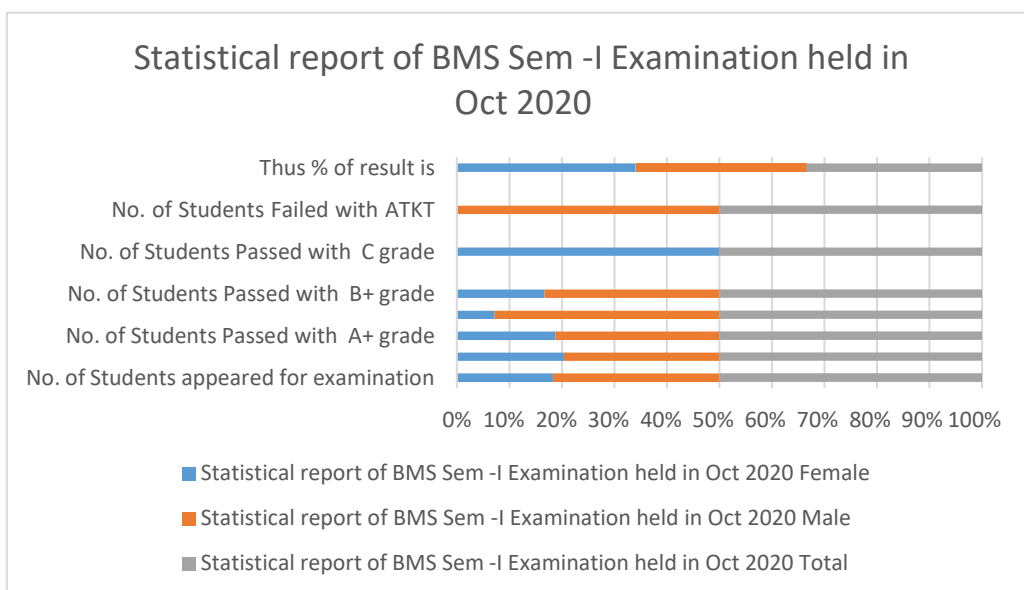
Statistical report of BMS Sem -IV Examination held in April 2022			
Details	Female	Male	Total
No. of Students appeared for examination	45	76	121
No. of Students Passed with O grade	0	1	1
No. of Students Passed with A+ grade	6	8	14
No. of Students Passed with A grade	12	23	35
No. of Students Passed with B+ grade	7	14	21
No. of Students Passed with B grade	10	12	22
No. of Students Passed with C grade	3	7	10
No. of Students Passed with D grade	1	1	2
No. of Students Failed with ATKT	6	10	16
No. of Outright Failures	0	0	0
Thus % of result is	86.67	86.84	86.78

Statistical report of BMS Sem -IV Examination held in April 2022



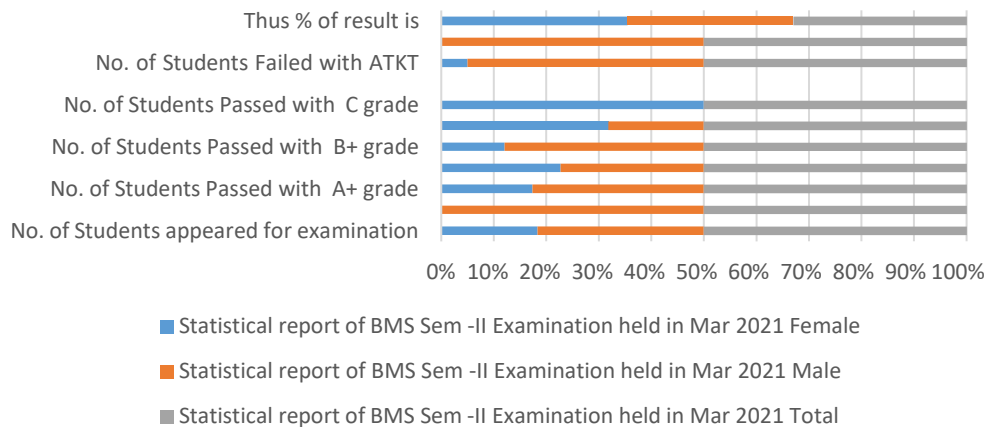
BACHELOR OF MANAGEMENT STUDIES (BMS) 2020-21

Statistical report of BMS Sem -I Examination held in Oct 2020			
Details	Female	Male	Total
No. of Students appeared for examination	44	76	120
No. of Students Passed with O grade	20	29	49
No. of Students Passed with A+ grade	21	35	56
No. of Students Passed with A grade	1	6	7
No. of Students Passed with B+ grade	1	2	3
No. of Students Passed with B grade	0	0	0
No. of Students Passed with C grade	1	0	1
No. of Students Passed with D grade	0	0	0
No. of Students Failed with ATKT	0	4	4
No. of Outright Failures	0	0	0
Thus % of result is	91.67	87.50	90.00



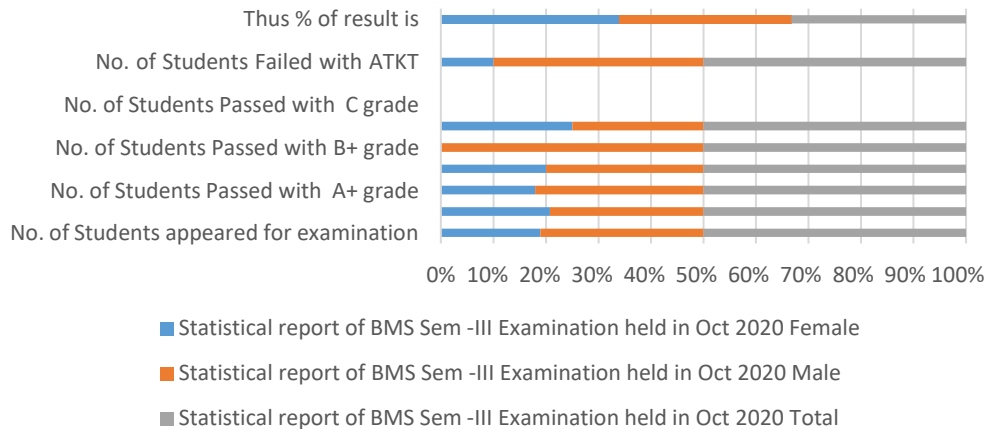
Statistical report of BMS Sem -II Examination held in Mar 2021			
Details	Female	Male	Total
No. of Students appeared for examination	44	76	120
No. of Students Passed with O grade	0	1	1
No. of Students Passed with A+ grade	8	15	23
No. of Students Passed with A grade	20	24	44
No. of Students Passed with B+ grade	7	22	29
No. of Students Passed with B grade	7	4	11
No. of Students Passed with C grade	1	0	1
No. of Students Passed with D grade	0	0	0
No. of Students Failed with ATKT	1	9	10
No. of Outright Failures	0	1	1
Thus % of result is	97.73	86.84	90.83

Statistical report of BMS Sem -II Examination held in Mar 2021



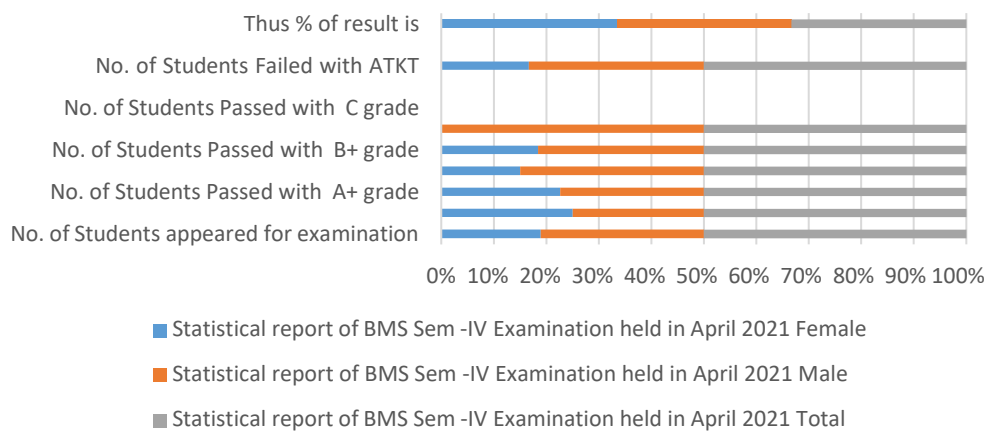
Statistical report of BMS Sem -III Examination held in Oct 2020			
Details	Female	Male	Total
No. of Students appeared for examination	45	74	119
No. of Students Passed with O grade	22	31	53
No. of Students Passed with A+ grade	19	34	53
No. of Students Passed with A grade	2	3	5
No. of Students Passed with B+ grade	0	1	1
No. of Students Passed with B grade	1	1	2
No. of Students Passed with C grade	0	0	0
No. of Students Passed with D grade	0	0	0
No. of Students Failed with ATKT	1	4	5
No. of Outright Failures	0	0	0
Thus % of result is	97.78	94.59	95.8

Statistical report of BMS Sem -III Examination held in Oct 2020



Statistical report of BMS Sem -IV Examination held in April 2021			
Details	Female	Male	Total
No. of Students appeared for examination	45	74	119
No. of Students Passed with O grade	1	1	2
No. of Students Passed with A+ grade	24	29	53
No. of Students Passed with A grade	12	28	40
No. of Students Passed with B+ grade	7	12	19
No. of Students Passed with B grade	0	2	2
No. of Students Passed with C grade	0	0	0
No. of Students Passed with D grade	0	0	0
No. of Students Failed with ATKT	1	2	3
No. of Outright Failures	0	0	0
Thus % of result is	97.78	97.3	97.48

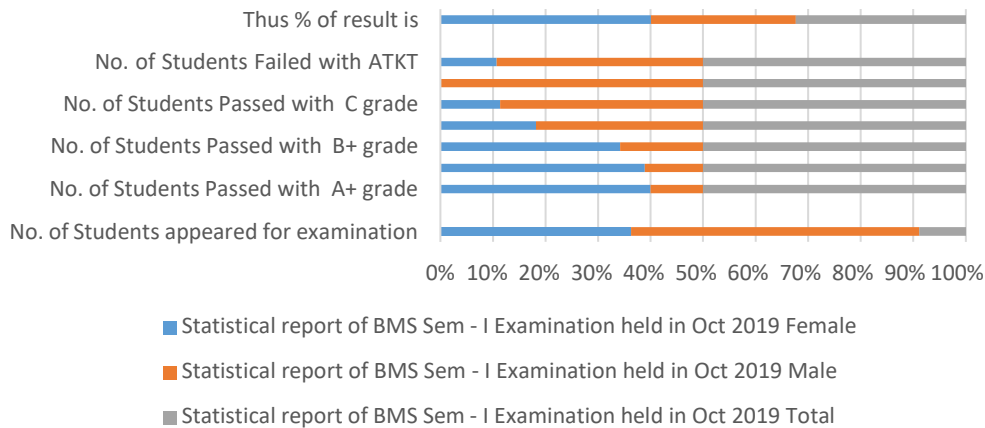
Statistical report of BMS Sem -IV Examination held in April 2021



BACHELOR OF MANAGEMENT STUDIES (BMS) 2019-20

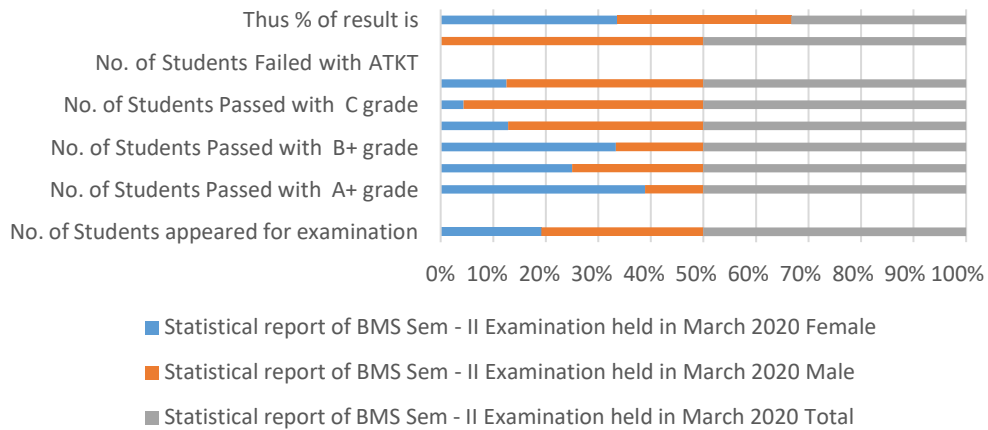
Statistical report of BMS Sem - I Examination held in Oct 2019			
Details	Female	Male	Total
No. of Students appeared for examination	49	74	123
No. of Students Passed with O grade	0	0	0
No. of Students Passed with A+ grade	4	1	5
No. of Students Passed with A grade	7	2	9
No. of Students Passed with B+ grade	13	6	19
No. of Students Passed with B grade	8	14	22
No. of Students Passed with C grade	5	17	22
No. of Students Passed with D grade	0	1	1
No. of Students Failed with ATKT	9	33	42
No. of Outright Failures	0	0	0
Thus % of result is	80.43	55.41	65

Statistical report of BMS Sem - I Examination held in Oct 2019



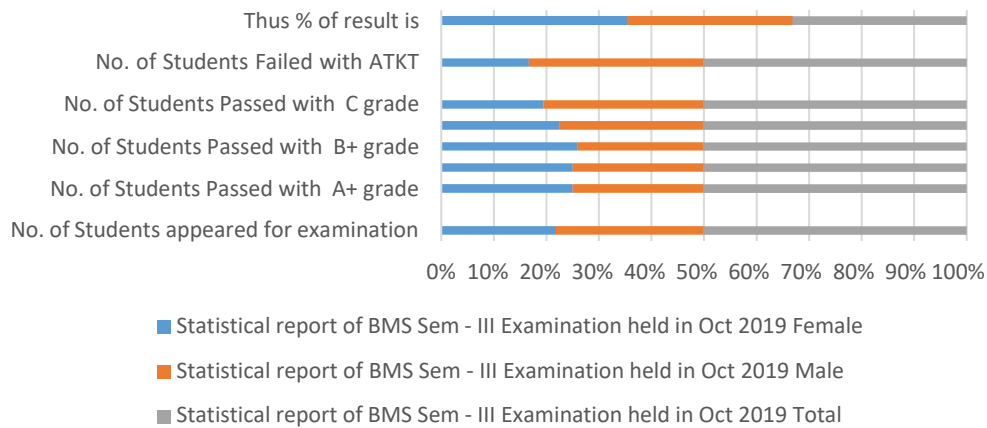
Statistical report of BMS Sem - II Examination held in March 2020			
Details	Female	Male	Total
No. of Students appeared for examination	46	74	120
No. of Students Passed with O grade	0	0	0
No. of Students Passed with A+ grade	7	2	9
No. of Students Passed with A grade	5	5	10
No. of Students Passed with B+ grade	20	10	30
No. of Students Passed with B grade	10	29	39
No. of Students Passed with C grade	2	21	23
No. of Students Passed with D grade	2	6	8
No. of Students Failed with ATKT	0	0	0
No. of Outright Failures	0	1	1
Thus % of result is	100	98.65	99.17

Statistical report of BMS Sem - II Examination held in March 2020



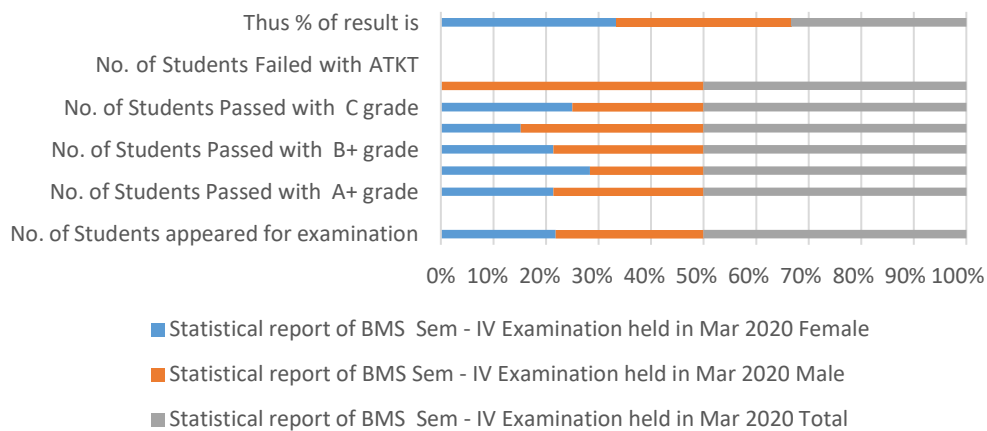
Statistical report of BMS Sem - III Examination held in Oct 2019			
Details	Female	Male	Total
No. of Students appeared for examination	48	62	110
No. of Students Passed with O grade	0	0	0
No. of Students Passed with A+ grade	1	1	2
No. of Students Passed with A grade	6	6	12
No. of Students Passed with B+ grade	13	12	25
No. of Students Passed with B grade	13	16	29
No. of Students Passed with C grade	7	11	18
No. of Students Passed with D grade	0	0	0
No. of Students Failed with ATKT	8	16	24
No. of Outright Failures	0	0	0
Thus % of result is	83.33	74.19	78.18

Statistical report of BMS Sem - III Examination held in Oct 2019



Statistical report of BMS Sem - IV Examination held in Mar 2020			
Details	Female	Male	Total
No. of Students appeared for examination	48	62	110
No. of Students Passed with O grade	0	0	0
No. of Students Passed with A+ grade	3	4	7
No. of Students Passed with A grade	17	13	30
No. of Students Passed with B+ grade	18	24	42
No. of Students Passed with B grade	7	16	23
No. of Students Passed with C grade	3	3	6
No. of Students Passed with D grade	0	2	2
No. of Students Failed with ATKT	0	0	0
No. of Outright Failures	0	0	0
Thus % of result is	100	100	100

Statistical report of BMS Sem - IV Examination held in Mar 2020



LAXMI CHARITABLE TRUST
SHRI CHINAI COLLEGE OF COMMERCE & ECONOMICS

Dr. S. Radhakrishnan Marg, Andheri (East), Mumbai-400 069

Accredited by NAAC with B Grade

CRITERION II

KEY INDICATOR	2.6. Student Performance and Learning Outcome
METRIC NO.	2.6.2

**ATTAINMENT OF POS AND COS ARE EVALUATED
(YEAR WISE RESULT ANALYSIS 2019-2024)**


**BACHELOR OF COMMERCE IN ACCOUNTING
AND FINANCE (BAF)**



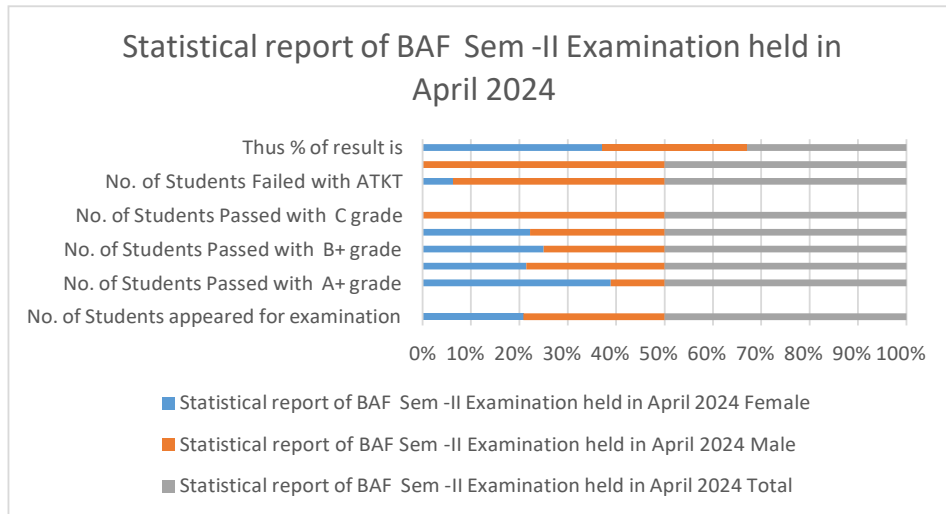
BACHELOR OF COMMERCE IN ACCOUNTING AND FINANCE (BAF) 2023-24

Statistical report of BAF Sem -III Examination held in October 2023			
Details	Female	Male	Total
No. of Students appeared for examination	30	27	57
No. of Students Passed with O grade	0	0	0
No. of Students Passed with A+ grade	1	0	1
No. of Students Passed with A grade	8	2	10
No. of Students Passed with B+ grade	8	3	11
No. of Students Passed with B grade	3	11	14
No. of Students Passed with C grade	2	3	5
No. of Students Passed with D grade	0	0	0
No. of Students Failed with ATKT	8	8	16
No. of Outright Failures	0	0	0
Thus % of result is	73.33%	70.37%	71.93%

Statistical report of BAF Sem -III Examination held in October 2023



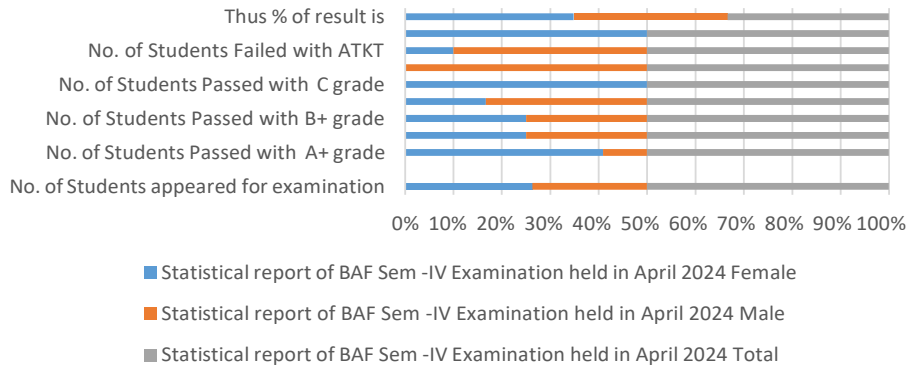
Statistical report of BAF Sem -II Examination held in April 2024			
Details	Female	Male	Total
No. of Students appeared for examination	25	35	60
No. of Students Passed with O grade	0	0	0
No. of Students Passed with A+ grade	7	2	9
No. of Students Passed with A grade	6	8	14
No. of Students Passed with B+ grade	7	7	14
No. of Students Passed with B grade	4	5	9
No. of Students Passed with C grade	0	5	5
No. of Students Passed with D grade	0	0	0
No. of Students Failed with ATKT	1	7	8
No. of Outright Failures	0	1	1
Thus % of result is	96.00%	77.14%	85.00%



Statistical report of BAF Sem -IV Examination held in April 2024			
Details	Female	Male	Total
No. of Students appeared for examination	30	27	57
No. of Students Passed with O grade	0	0	0
No. of Students Passed with A+ grade	9	2	11
No. of Students Passed with A grade	8	8	16
No. of Students Passed with B+ grade	8	8	16
No. of Students Passed with B grade	2	4	6
No. of Students Passed with C grade	1	0	1
No. of Students Passed with D grade	0	1	1
No. of Students Failed with ATKT	1	4	5
No. of Outright Failures	1	0	1
Thus % of result is	93.33%	85.19%	89.47%

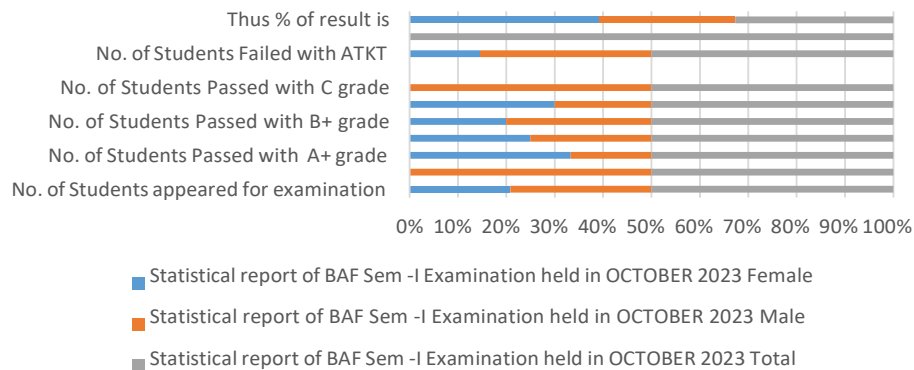


Statistical report of BAF Sem -IV Examination held in April 2024



Statistical report of BAF Sem -I Examination held in OCTOBER 2023			
Details	Female	Male	Total
No. of Students appeared for examination	25	35	60
No. of Students Passed with O grade	0	1	1
No. of Students Passed with A+ grade	6	3	9
No. of Students Passed with A grade	7	7	14
No. of Students Passed with B+ grade	2	3	5
No. of Students Passed with B grade	3	2	5
No. of Students Passed with C grade	0	2	2
No. of Students Passed with D grade	0	0	0
No. of Students Failed with ATKT	7	17	24
No. of Outright Failures	0	0	2
Thus % of result is	72.00%	51.43%	60.00%


Statistical report of BAF Sem -I Examination held in OCTOBER 2023



BACHELOR OF COMMERCE IN ACCOUNTING AND FINANCE (BAF) 2022-23

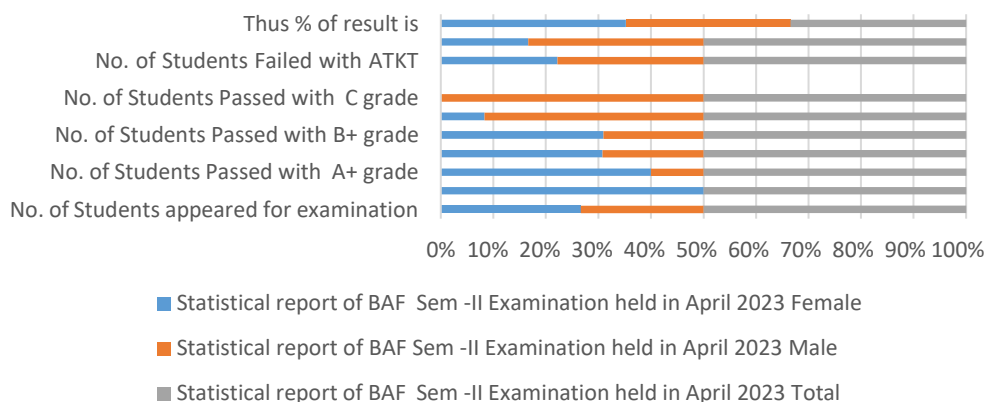
Statistical report of BAF Sem -III Examination held in October 2022			
Details	Female	Male	Total
No. of Students appeared for examination	30	30	60
No. of Students Passed with O grade	0	0	0
No. of Students Passed with A+ grade	0	0	0
No. of Students Passed with A grade	8	0	8
No. of Students Passed with B+ grade	8	12	20
No. of Students Passed with B grade	6	8	14
No. of Students Passed with C grade	1	5	6
No. of Students Passed with D grade	0	1	1
No. of Students Failed with ATKT	7	4	11
No. of Outright Failures	0	0	0
Thus % of result is	76.67	86.67	81.67

Statistical report of BAF Sem -III Examination held in October 2022



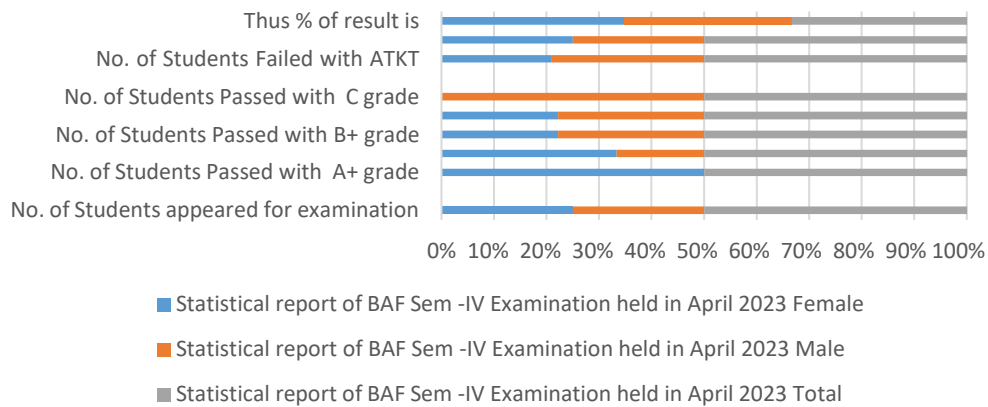
Statistical report of BAF Sem -II Examination held in April 2023			
Details	Female	Male	Total
No. of Students appeared for examination	32	28	60
No. of Students Passed with O grade	1	0	1
No. of Students Passed with A+ grade	4	1	5
No. of Students Passed with A grade	8	5	13
No. of Students Passed with B+ grade	13	8	21
No. of Students Passed with B grade	1	5	6
No. of Students Passed with C grade	0	2	2
No. of Students Passed with D grade	0	0	0
No. of Students Failed with ATKT	4	5	9
No. of Outright Failures	1	2	3
Thus % of result is	84.38	75	80

Statistical report of BAF Sem -II Examination held in April 2023




Statistical report of BAF Sem -IV Examination held in April 2023			
Details	Female	Male	Total
No. of Students appeared for examination	30	30	60
No. of Students Passed with O grade	0	0	0
No. of Students Passed with A+ grade	2	0	2
No. of Students Passed with A grade	10	5	15
No. of Students Passed with B+ grade	8	10	18
No. of Students Passed with B grade	4	5	9
No. of Students Passed with C grade	0	2	2
No. of Students Passed with D grade	0	0	0
No. of Students Failed with ATKT	5	7	12
No. of Outright Failures	1	1	2
Thus % of result is	80	73.33	76.67

Statistical report of BAF Sem -IV Examination held in April 2023



Statistical report of BAF Sem -I Examination held in OCTOBER 2022			
Details	Female	Male	Total
No. of Students appeared for examination	32	28	60
No. of Students Passed with O grade	0	0	0
No. of Students Passed with A+ grade	11	4	15
No. of Students Passed with A grade	9	5	14
No. of Students Passed with B+ grade	5	9	14
No. of Students Passed with B grade	1	1	2
No. of Students Passed with C grade	0	0	0
No. of Students Passed with D grade	0	0	0
No. of Students Failed with ATKT	6	9	15
No. of Outright Failures	0	0	0
Thus % of result is	81.25	67.86	75


Statistical report of BAF Sem -I Examination held in OCTOBER 2022



BACHELOR OF COMMERCE IN ACCOUNTING AND FINANCE (BAF) 2021-22


Statistical report of BAF Sem -III Examination held in October 2021			
Details	Female	Male	Total
No. of Students appeared for examination	29	32	61
No. of Students Passed with O grade	0	1	1
No. of Students Passed with A+ grade	16	15	31
No. of Students Passed with A grade	11	15	26
No. of Students Passed with B+ grade	1	1	2
No. of Students Passed with B grade	1	0	1
No. of Students Passed with C grade	0	0	0
No. of Students Passed with D grade	0	0	0
No. of Students Failed with ATKT	0	0	0
No. of Outright Failures	0	0	0
Thus % of result is	100	100	100

Statistical report of BAF Sem -III Examination held in October 2021




Statistical report of BAF Sem -II Examination held in April 2022			
Details	Female	Male	Total
No. of Students appeared for examination	32	28	60
No. of Students Passed with O grade	0	0	0
No. of Students Passed with A+ grade	0	0	0
No. of Students Passed with A grade	6	4	10
No. of Students Passed with B+ grade	8	7	15
No. of Students Passed with B grade	9	6	15
No. of Students Passed with C grade	5	7	12
No. of Students Passed with D grade	0	0	0
No. of Students Failed with ATKT	4	3	7
No. of Outright Failures	0	1	1
Thus % of result is	87.50	85.71	86.67

Statistical report of BAF Sem -II Examination held in April 2022




Statistical report of BAF Sem -IV Examination held in April 2022			
Details	Female	Male	Total
No. of Students appeared for examination	29	32	61
No. of Students Passed with O grade	0	0	0
No. of Students Passed with A+ grade	8	7	15
No. of Students Passed with A grade	8	11	19
No. of Students Passed with B+ grade	7	6	13
No. of Students Passed with B grade	2	2	4
No. of Students Passed with C grade	0	0	0
No. of Students Passed with D grade	0	0	0
No. of Students Failed with ATKT	4	5	9
No. of Outright Failures	0	1	1
Thus % of result is	86.21	81.25	83.61

Statistical report of BAF Sem -IV Examination held in April 2022



Statistical report of BAF Sem -I Examination held in OCTOBER 2021			
Details	Female	Male	Total
No. of Students appeared for examination	32	28	60
No. of Students Passed with O grade	0	0	0
No. of Students Passed with A+ grade	9	9	18
No. of Students Passed with A grade	17	10	27
No. of Students Passed with B+ grade	6	6	12
No. of Students Passed with B grade	0	0	0
No. of Students Passed with C grade	0	0	0
No. of Students Passed with D grade	0	0	0
No. of Students Failed with ATKT	0	3	3
No. of Outright Failures	0	0	0
Thus % of result is	100	89.29	95

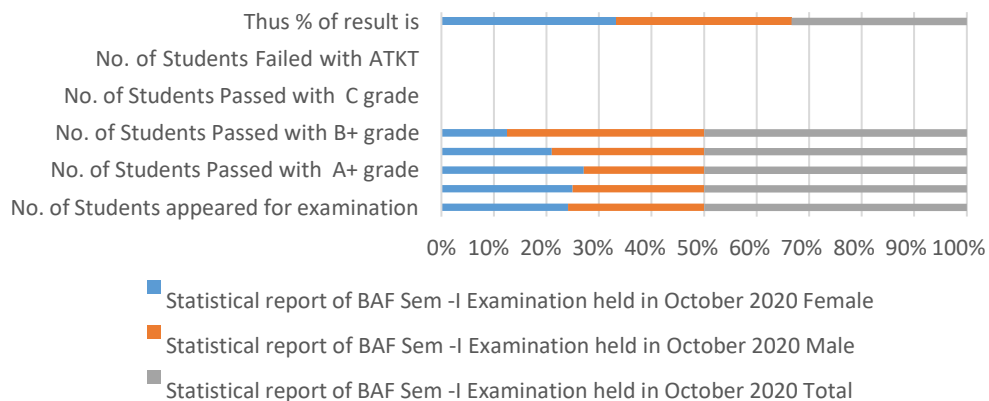
Statistical report of BAF Sem -I Examination held in OCTOBER 2021



BACHELOR OF COMMERCE IN ACCOUNTING AND FINANCE (BAF) 2020-21

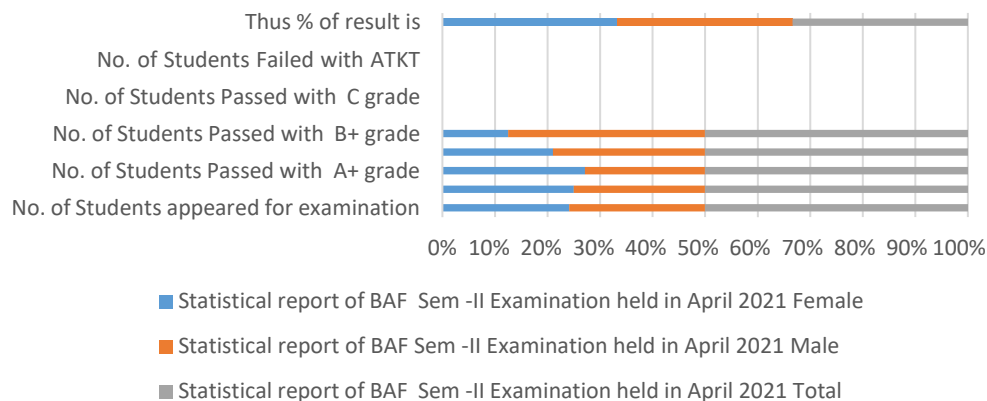
Statistical report of BAF Sem -I Examination held in October 2020			
Details	Female	Male	Total
No. of Students appeared for examination	29	31	60
No. of Students Passed with O grade	1	1	2
No. of Students Passed with A+ grade	19	16	35
No. of Students Passed with A grade	8	11	19
No. of Students Passed with B+ grade	1	3	4
No. of Students Passed with B grade	0	0	0
No. of Students Passed with C grade	0	0	0
No. of Students Passed with D grade	0	0	0
No. of Students Failed with ATKT	0	0	0
No. of Outright Failures	0	0	0
Thus % of result is	100	100	100

Statistical report of BAF Sem -I Examination held in October 2020




Statistical report of BAF Sem -II Examination held in April 2021			
Details	Female	Male	Total
No. of Students appeared for examination	29	31	60
No. of Students Passed with O grade	1	1	2
No. of Students Passed with A+ grade	19	16	35
No. of Students Passed with A grade	8	11	19
No. of Students Passed with B+ grade	1	3	4
No. of Students Passed with B grade	0	0	0
No. of Students Passed with C grade	0	0	0
No. of Students Passed with D grade	0	0	0
No. of Students Failed with ATKT	0	0	0
No. of Outright Failures	0	0	0
Thus % of result is	100	100	100

Statistical report of BAF Sem -II Examination held in April 2021




Statistical report of BAF Sem -III Examination held in October 2021			
Details	Female	Male	Total
No. of Students appeared for examination	27	28	55
No. of Students Passed with O grade	15	17	32
No. of Students Passed with A+ grade	11	8	19
No. of Students Passed with A grade	1	3	4
No. of Students Passed with B+ grade	0	0	0
No. of Students Passed with B grade	0	0	0
No. of Students Passed with C grade	0	0	0
No. of Students Passed with D grade	0	0	0
No. of Students Failed with ATKT	0	0	0
No. of Outright Failures	0	0	0
Thus % of result is	100	100	100

Statistical report of BAF Sem -III Examination held in October 2020



Statistical report of BAF Sem -IV Examination held in April 2021			
Details	Female	Male	Total
No. of Students appeared for examination	25	35	60
No. of Students Passed with O grade	0	1	1
No. of Students Passed with A+ grade	6	3	9
No. of Students Passed with A grade	7	7	14
No. of Students Passed with B+ grade	2	3	5
No. of Students Passed with B grade	3	2	5
No. of Students Passed with C grade	0	2	2
No. of Students Passed with D grade	0	0	0
No. of Students Failed with ATKT	7	17	24
No. of Outright Failures	0	0	2
Thus % of result is	72.00%	51.43%	60.00%

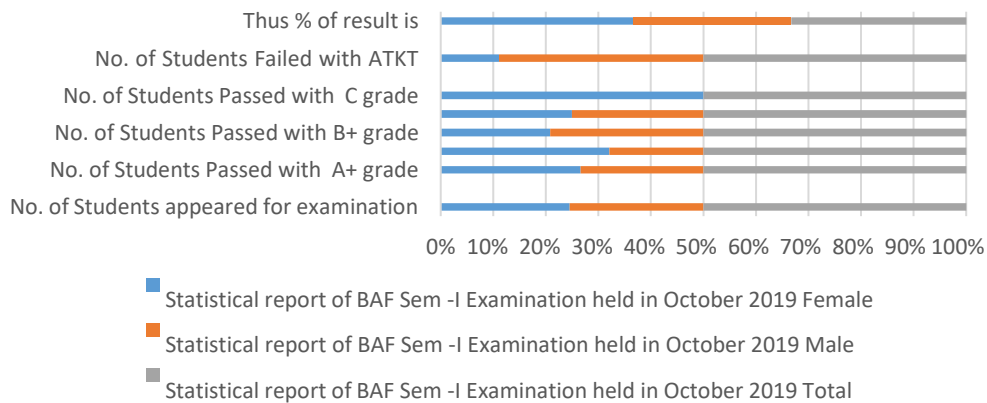
Statistical report of BAF Sem -IV Examination held in April 2021



BACHELOR OF COMMERCE IN ACCOUNTING AND FINANCE (BAF) 2019-20


Statistical report of BAF Sem -I Examination held in October 2019			
Details	Female	Male	Total
No. of Students appeared for examination	28	29	57
No. of Students Passed with O grade	0	0	0
No. of Students Passed with A+ grade	8	7	15
No. of Students Passed with A grade	9	5	14
No. of Students Passed with B+ grade	5	7	12
No. of Students Passed with B grade	3	3	6
No. of Students Passed with C grade	1	0	1
No. of Students Passed with D grade	0	0	0
No. of Students Failed with ATKT	2	7	9
No. of Outright Failures	0	0	0
Thus % of result is	92.86	75.86	84.21

Statistical report of BAF Sem -I Examination held in October 2019




Statistical report of BAF Sem -II Examination held in April 2020			
Details	Female	Male	Total
No. of Students appeared for examination	28	29	57
No. of Students Passed with O grade	2	0	2
No. of Students Passed with A+ grade	7	8	15
No. of Students Passed with A grade	9	8	17
No. of Students Passed with B+ grade	5	7	12
No. of Students Passed with B grade	3	3	6
No. of Students Passed with C grade	2	2	4
No. of Students Passed with D grade	0	0	0
No. of Students Failed with ATKT	0	0	0
No. of Outright Failures	0	1	1
Thus % of result is	100	96.55	98.25

Statistical report of BAF Sem -II Examination held in April 2020




Statistical report of BAF Sem -III Examination held in October 2019			
Details	Female	Male	Total
No. of Students appeared for examination	28	29	57
No. of Students Passed with O grade	0	0	0
No. of Students Passed with A+ grade	0	0	0
No. of Students Passed with A grade	9	4	13
No. of Students Passed with B+ grade	9	9	18
No. of Students Passed with B grade	5	10	15
No. of Students Passed with C grade	0	1	1
No. of Students Passed with D grade	0	0	0
No. of Students Failed with ATKT	5	5	10
No. of Outright Failures	0	0	0
Thus % of result is	82.14	82.76	82.46

Statistical report of BAF Sem -III Examination held in October 2019



Statistical report of BAF Sem -IV Examination held in OCTOBER 2020			
Details	Female	Male	Total
No. of Students appeared for examination	28	29	57
No. of Students Passed with O grade	0	0	0
No. of Students Passed with A+ grade	4	2	6
No. of Students Passed with A grade	12	8	20
No. of Students Passed with B+ grade	9	15	24
No. of Students Passed with B grade	2	4	6
No. of Students Passed with C grade	1	0	1
No. of Students Passed with D grade	0	0	0
No. of Students Failed with ATKT	0	0	0
No. of Outright Failures	0	0	0
Thus % of result is	100	100	100

Statistical report of BAF Sem -IV Examination held in OCTOBER 2020



LAXMI CHARITABLE TRUST
SHRI CHINAI COLLEGE OF COMMERCE & ECONOMICS

Dr. S. Radhakrishnan Marg, Andheri (East), Mumbai-400 069

Accredited by NAAC with B Grade

CRITERION II

KEY INDICATOR	2.6. Student Performance and Learning Outcome
METRIC NO.	2.6.2

**ATTAINMENT OF POS AND COS ARE EVALUATED
(YEAR WISE RESULT ANALYSIS 2019-2024)**

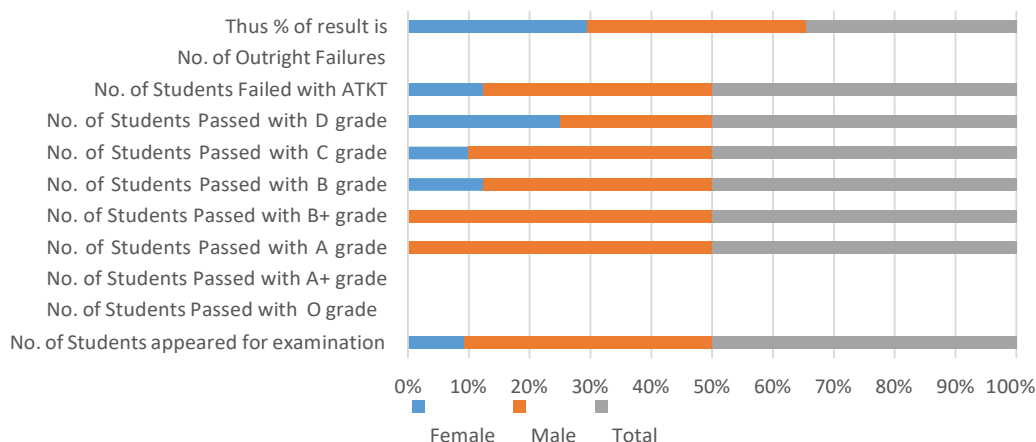
**BACHELOR OF COMMERCE IN FINANCIAL
MARKET (BFM)**



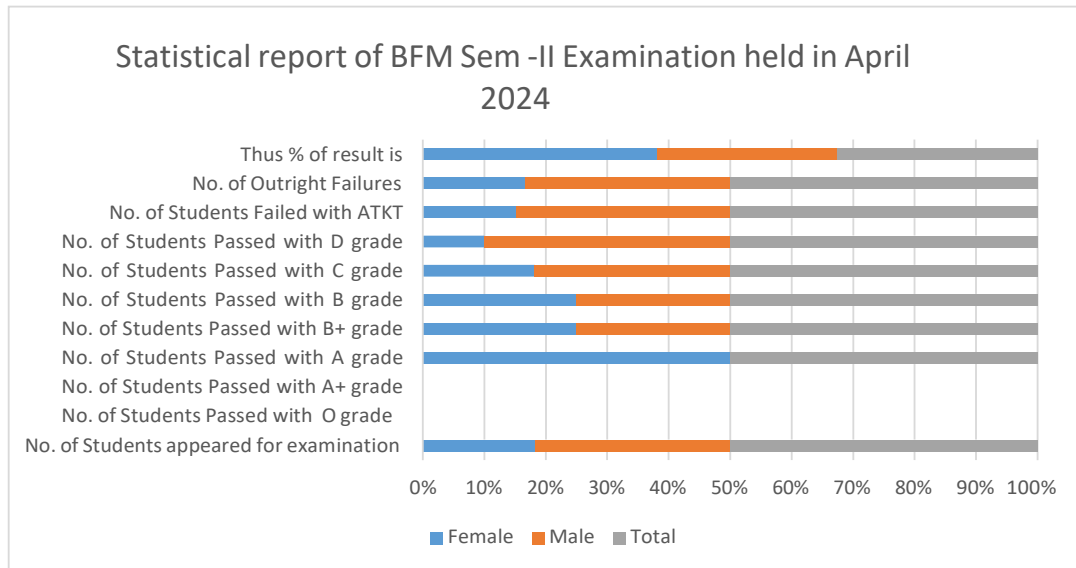
BACHELOR OF COMMERCE IN FINANCIAL MARKET (BFM) 2023-24

Statistical report of BFM Sem -III Examination held in October 2023			
Details	Female	Male	Total
No. of Students appeared for examination	5	22	27
No. of Students Passed with O grade	0	0	0
No. of Students Passed with A+ grade	0	0	0
No. of Students Passed with A grade	0	3	3
No. of Students Passed with B+ grade	0	5	5
No. of Students Passed with B grade	1	3	4
No. of Students Passed with C grade	1	4	5
No. of Students Passed with D grade	1	1	2
No. of Students Failed with ATKT	2	6	8
No. of Outright Failures	0	0	0
Thus % of result is	60	72.73	70.37


Statistical report of BFM Sem -III Examination held in
October 2023



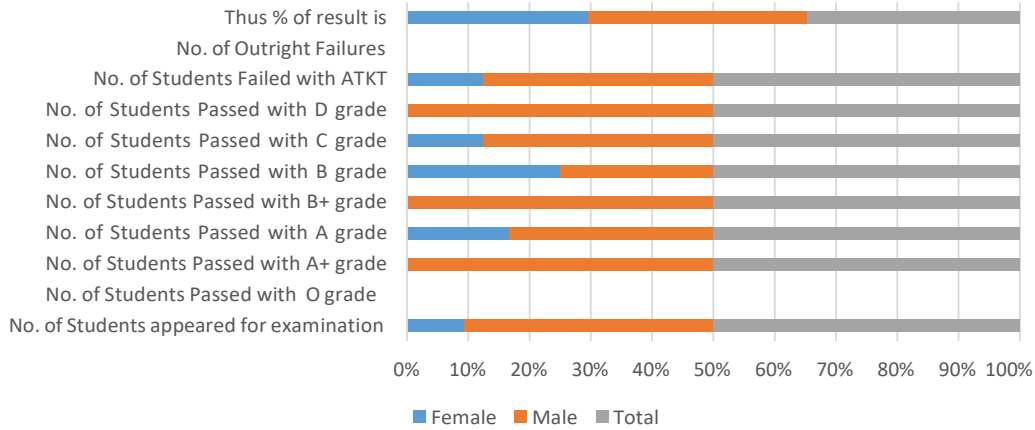
Statistical report of BFM Sem -II Examination held in April 2024			
Details	Female	Male	Total
No. of Students appeared for examination	22	38	60
No. of Students Passed with O grade	0	0	0
No. of Students Passed with A+ grade	0	0	0
No. of Students Passed with A grade	2	0	2
No. of Students Passed with B+ grade	2	2	4
No. of Students Passed with B grade	3	3	6
No. of Students Passed with C grade	4	7	11
No. of Students Passed with D grade	1	4	5
No. of Students Failed with ATKT	7	16	23
No. of Outright Failures	3	6	9
Thus % of result is	54.55	42.11	46.67



Statistical report of BFM Sem -IV Examination held in April 2024			
Details	Female	Male	Total
No. of Students appeared for examination	5	22	27
No. of Students Passed with O grade	0	0	0
No. of Students Passed with A+ grade	0	2	2
No. of Students Passed with A grade	1	2	3
No. of Students Passed with B+ grade	0	7	7
No. of Students Passed with B grade	1	1	2
No. of Students Passed with C grade	1	3	4
No. of Students Passed with D grade	0	1	1
No. of Students Failed with ATKT	2	6	8
No. of Outright Failures	0	0	0
Thus % of result is	60.00	72.73	70.37



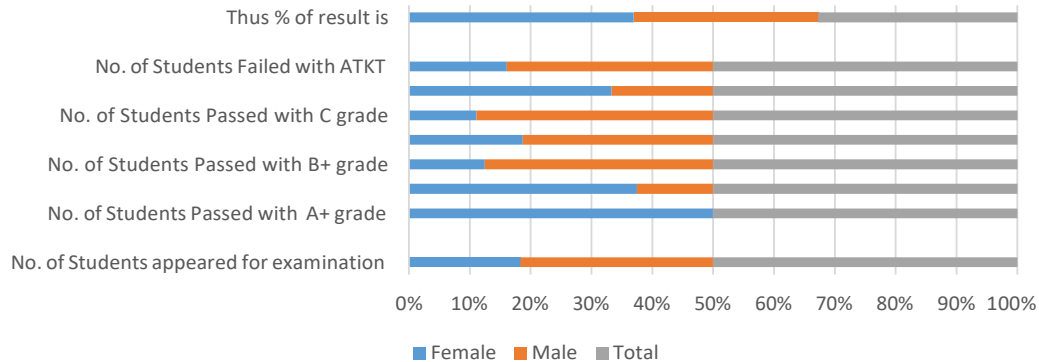
Statistical report of BFM Sem -IV Examination held in April 2024



Statistical report of BFM Sem -I Examination held in OCTOBER 2023

Details	Female	Male	Total
No. of Students appeared for examination	22	38	60
No. of Students Passed with O grade	0	0	0
No. of Students Passed with A+ grade	1	0	1
No. of Students Passed with A grade	3	1	4
No. of Students Passed with B+ grade	1	3	4
No. of Students Passed with B grade	3	5	8
No. of Students Passed with C grade	2	7	9
No. of Students Passed with D grade	2	1	3
No. of Students Failed with ATKT	10	21	31
No. of Outright Failures	0	0	0
Thus % of result is	54.55	44.74	48.33

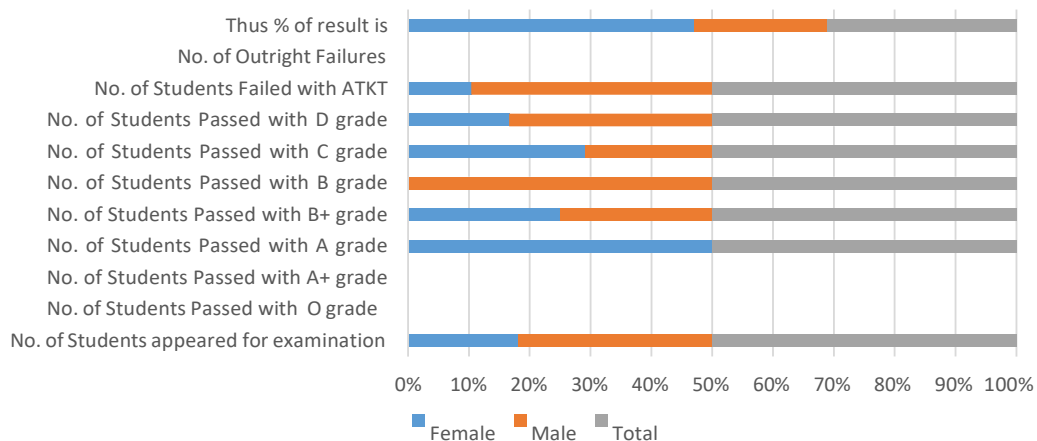
Statistical report of BFM Sem -I Examination held in OCTOBER 2023



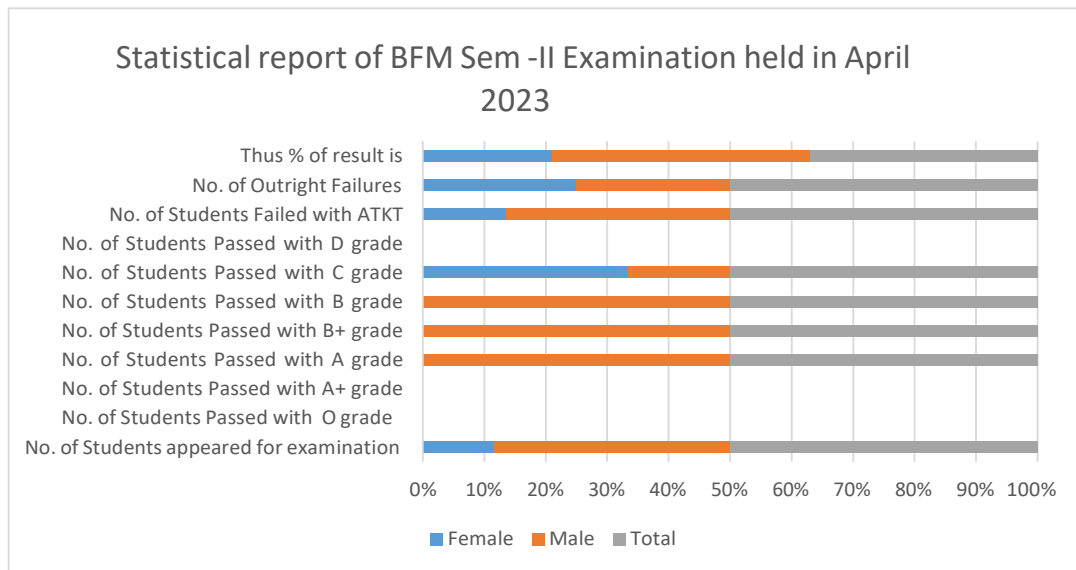
BACHELOR OF COMMERCE IN FINANCIAL MARKET (BFM) 2022-23

Statistical report of BFM Sem -III Examination held in October 2022			
Details	Female	Male	Total
No. of Students appeared for examination	16	28	44
No. of Students Passed with O grade	0	0	0
No. of Students Passed with A+ grade	0	0	0
No. of Students Passed with A grade	2	0	2
No. of Students Passed with B+ grade	1	1	2
No. of Students Passed with B grade	0	1	1
No. of Students Passed with C grade	7	5	12
No. of Students Passed with D grade	1	2	3
No. of Students Failed with ATKT	5	19	24
No. of Outright Failures	0	0	0
Thus % of result is	68.75	32.14	45.45


Statistical report of BFM Sem -III Examination held in
October 2022



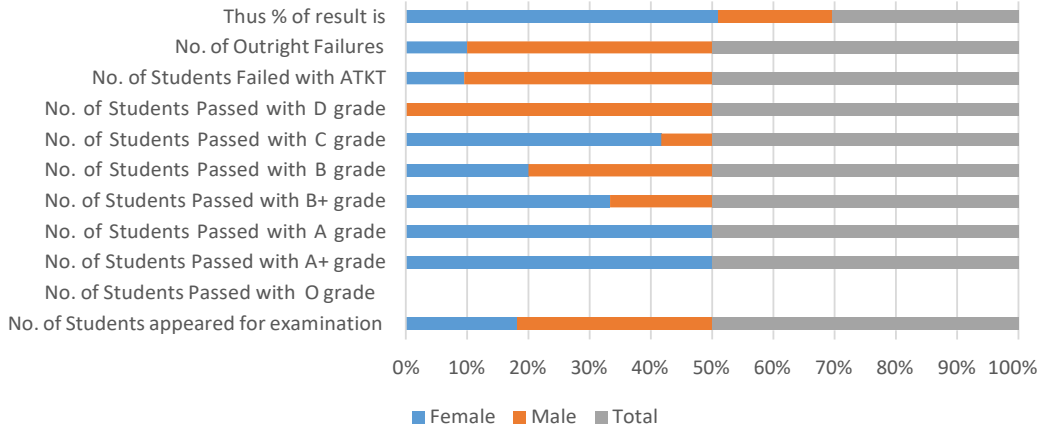
Statistical report of BFM Sem -II Examination held in April 2023			
Details	Female	Male	Total
No. of Students appeared for examination	7	23	30
No. of Students Passed with O grade	0	0	0
No. of Students Passed with A+ grade	0	0	0
No. of Students Passed with A grade	0	4	4
No. of Students Passed with B+ grade	0	3	3
No. of Students Passed with B grade	0	5	5
No. of Students Passed with C grade	2	1	3
No. of Students Passed with D grade	0	0	0
No. of Students Failed with ATKT	3	8	11
No. of Outright Failures	2	2	4
Thus % of result is	28.57	56.52	50.00



Statistical report of BFM Sem -IV Examination held in April 2023			
Details	Female	Male	Total
No. of Students appeared for examination	16	28	44
No. of Students Passed with O grade	0	0	0
No. of Students Passed with A+ grade	1	0	1
No. of Students Passed with A grade	1	0	1
No. of Students Passed with B+ grade	2	1	3
No. of Students Passed with B grade	2	3	5
No. of Students Passed with C grade	5	1	6
No. of Students Passed with D grade	0	2	2
No. of Students Failed with ATKT	4	17	21
No. of Outright Failures	1	4	5
Thus % of result is	68.75	25.00	40.91

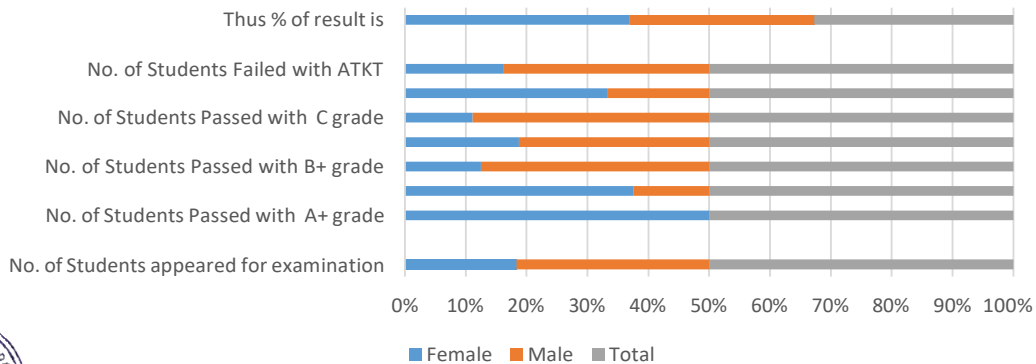


Statistical report of BFM Sem -IV Examination held in April 2023



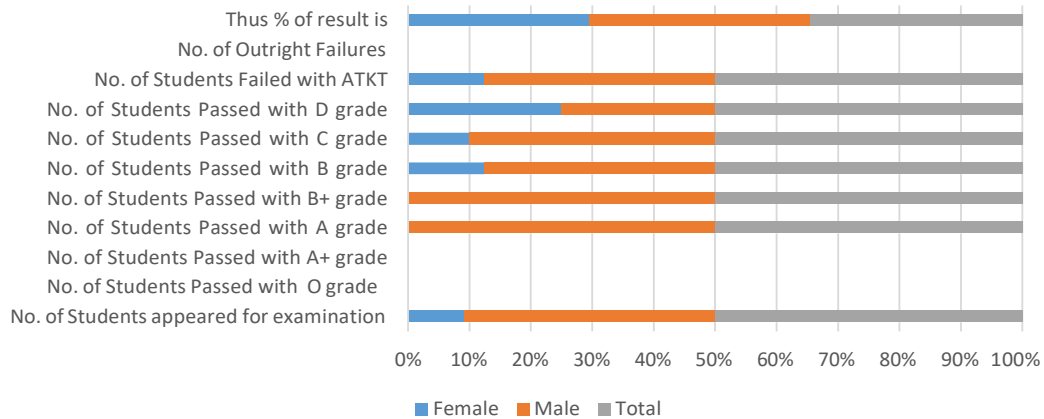
Statistical report of BFM Sem -I Examination held in OCTOBER 2023			
Details	Female	Male	Total
No. of Students appeared for examination	22	38	60
No. of Students Passed with O grade	0	0	0
No. of Students Passed with A+ grade	1	0	1
No. of Students Passed with A grade	3	1	4
No. of Students Passed with B+ grade	1	3	4
No. of Students Passed with B grade	3	5	8
No. of Students Passed with C grade	2	7	9
No. of Students Passed with D grade	2	1	3
No. of Students Failed with ATKT	10	21	31
No. of Outright Failures	0	0	0
Thus % of result is	54.55	44.74	48.33

Statistical report of BFM Sem -I Examination held in OCTOBER 2023



Statistical report of BFM Sem -III Examination held in OCTOBER 2023			
Details	Female	Male	Total
No. of Students appeared for examination	5	22	27
No. of Students Passed with O grade	0	0	0
No. of Students Passed with A+ grade	0	0	0
No. of Students Passed with A grade	0	3	3
No. of Students Passed with B+ grade	0	5	5
No. of Students Passed with B grade	1	3	4
No. of Students Passed with C grade	1	4	5
No. of Students Passed with D grade	1	1	2
No. of Students Failed with ATKT	2	6	8
No. of Outright Failures	0	0	0
Thus % of result is	60.0	72.73	70.37

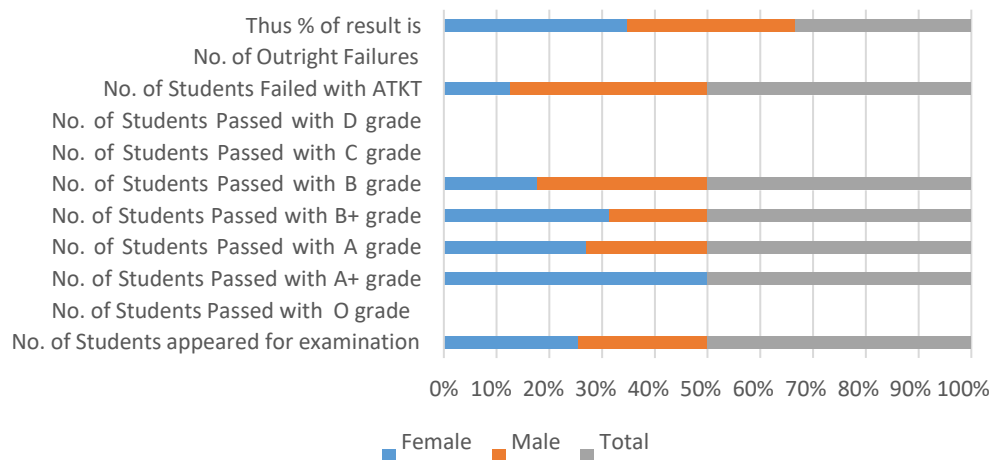
Statistical report of BFM Sem -III Examination held in OCTOBER 2023



BACHELOR OF COMMERCE IN FINANCIAL MARKET (BFM) 2021-22

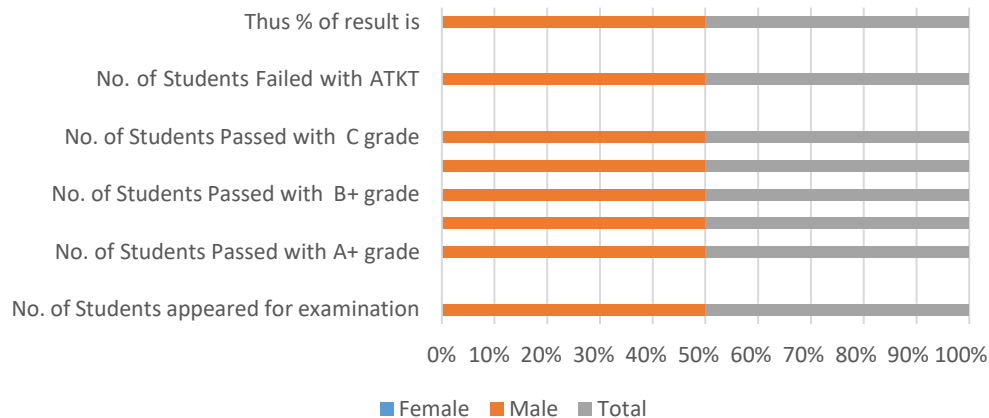
Statistical report of BFM Sem -III Examination held in OCTOBER 2021			
Details	Female	Male	Total
No. of Students appeared for examination	27	26	53
No. of Students Passed with O grade	0	0	0
No. of Students Passed with A+ grade	3	0	3
No. of Students Passed with A grade	7	6	13
No. of Students Passed with B+ grade	10	6	16
No. of Students Passed with B grade	6	11	17
No. of Students Passed with C grade	0	0	0
No. of Students Passed with D grade	0	0	0
No. of Students Failed with ATKT	1	3	4
No. of Outright Failures	0	0	0
Thus % of result is	96.30	88.46	92.45

Statistical report of BFM Sem -III Examination held in OCTOBER 2021



Statistical report of BFM Sem -I Examination held in JANUARY 2022			
Details	Female	Male	Total
No. of Students appeared for examination	0	51	51
No. of Students Passed with O grade	0	0	0
No. of Students Passed with A+ grade	0	1	1
No. of Students Passed with A grade	0	7	7
No. of Students Passed with B+ grade	0	12	12
No. of Students Passed with B grade	0	6	6
No. of Students Passed with C grade	0	1	1
No. of Students Passed with D grade	0	0	0
No. of Students Failed with ATKT	0	24	24
No. of Outright Failures	0	0	0
Thus % of result is	0	52.94	52.94

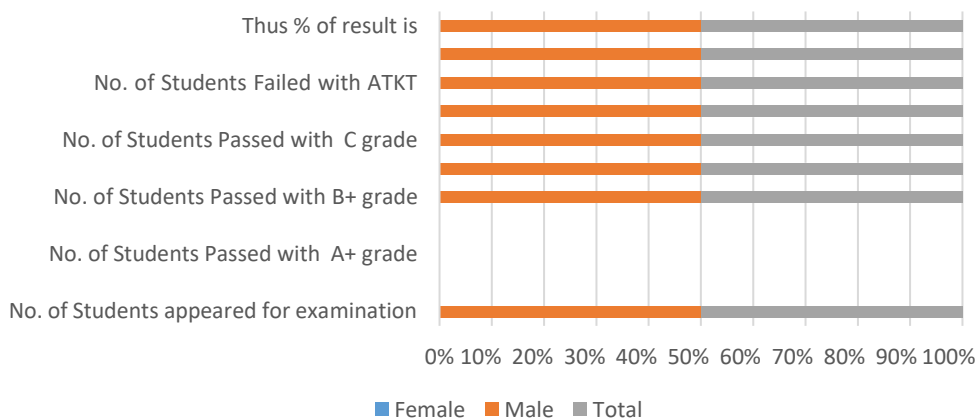
Statistical report of BFM Sem -I Examination held in JANUARY 2022



Statistical report of BFM Sem -II Examination held in May 2022			
Details	Female	Male	Total
No. of Students appeared for examination	0	51	51
No. of Students Passed with O grade	0	0	0
No. of Students Passed with A+ grade	0	0	0
No. of Students Passed with A grade	0	0	0
No. of Students Passed with B+ grade	0	1	1
No. of Students Passed with B grade	0	4	4
No. of Students Passed with C grade	0	10	10
No. of Students Passed with D grade	0	6	6
No. of Students Failed with ATKT	0	22	22
No. of Outright Failures	0	8	8
Thus % of result is	0	41.18	41.18



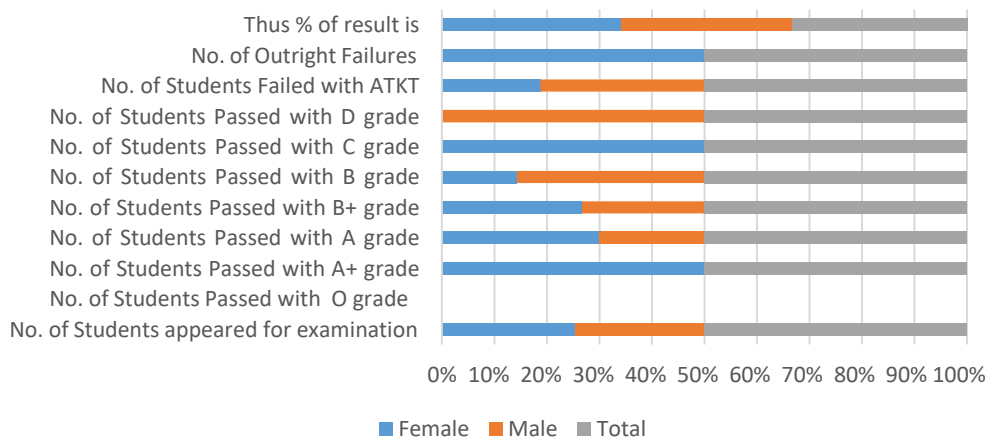
Statistical report of BFM Sem -II Examination held in May 2022



Statistical report of BFM Sem -IV Examination held in April 2022

Details	Female	Male	Total
No. of Students appeared for examination	27	26	53
No. of Students Passed with O grade	0	0	0
No. of Students Passed with A+ grade	2	0	2
No. of Students Passed with A grade	9	6	15
No. of Students Passed with B+ grade	8	7	15
No. of Students Passed with B grade	2	5	7
No. of Students Passed with C grade	2	0	2
No. of Students Passed with D grade	0	3	3
No. of Students Failed with ATKT	3	5	8
No. of Outright Failures	1	0	1
Thus % of result is	85.19	80.77	83.02

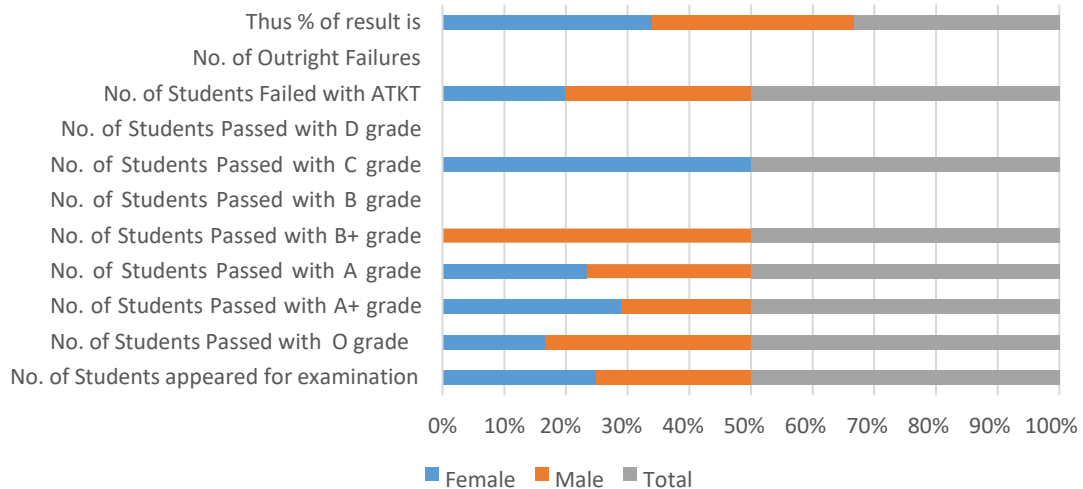
Statistical report of BFM Sem -IV Examination held in April 2022



BACHELOR OF COMMERCE IN FINANCIAL MARKET (BFM) 2020-21

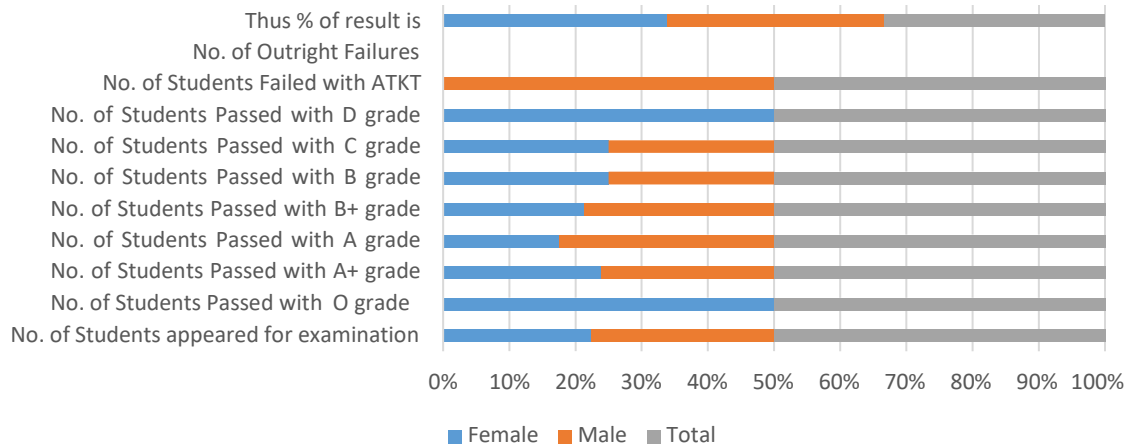
Statistical report of BFM Sem -I Examination held in Dec 2020			
Details	Female	Male	Total
No. of Students appeared for examination	30	30	60
No. of Students Passed with O grade	1	2	3
No. of Students Passed with A+ grade	18	13	31
No. of Students Passed with A grade	7	8	15
No. of Students Passed with B+ grade	0	4	4
No. of Students Passed with B grade	0	0	0
No. of Students Passed with C grade	2	0	2
No. of Students Passed with D grade	0	0	0
No. of Students Failed with ATKT	2	3	5
No. of Outright Failures	0	0	0
Thus % of result is	93.33	90.00	91.67

Statistical report of BFM Sem -I Examination held in Dec 2020



Statistical report of BFM Sem -III Examination held in Dec 2020			
Details	Female	Male	Total
No. of Students appeared for examination	25	31	56
No. of Students Passed with O grade	1	0	1
No. of Students Passed with A+ grade	11	12	23
No. of Students Passed with A grade	6	11	17
No. of Students Passed with B+ grade	3	4	7
No. of Students Passed with B grade	2	2	4
No. of Students Passed with C grade	1	1	2
No. of Students Passed with D grade	1	0	1
No. of Students Failed with ATKT	0	1	1
No. of Outright Failures	0	0	0
Thus % of result is	100	96.77	98.21

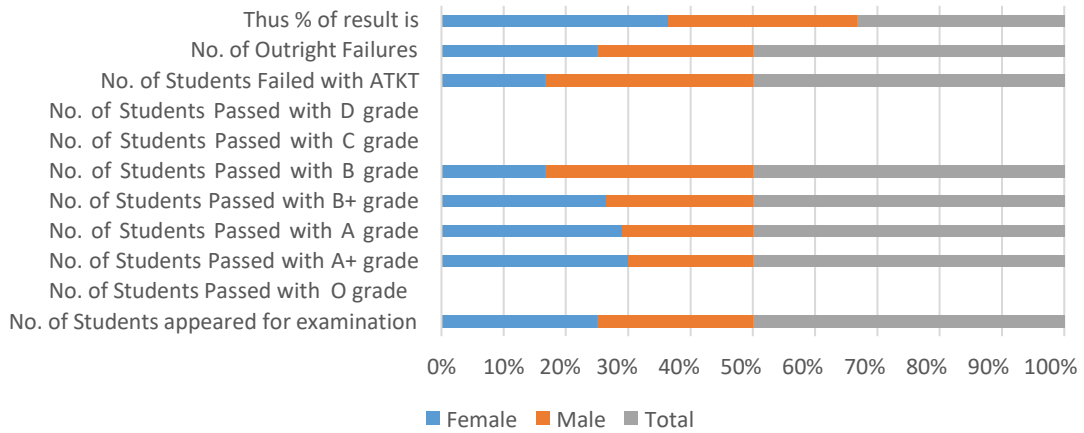
Statistical report of BFM Sem -III Examination held in Dec 2020



Statistical report of BFM Sem -II Examination held in April 2021			
Details	Female	Male	Total
No. of Students appeared for examination	30	30	60
No. of Students Passed with O grade	0	0	0
No. of Students Passed with A+ grade	3	2	5
No. of Students Passed with A grade	11	8	19
No. of Students Passed with B+ grade	9	8	17
No. of Students Passed with B grade	1	2	3
No. of Students Passed with C grade	0	0	0
No. of Students Passed with D grade	0	0	0
No. of Students Failed with ATKT	4	8	12
No. of Outright Failures	2	2	4
Thus % of result is	80.00	66.67	73.33



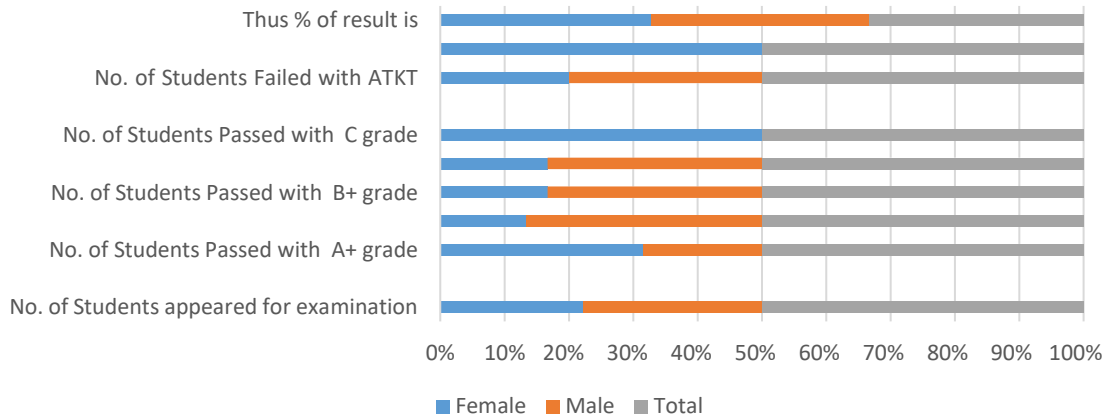
Statistical report of BFM Sem -II Examination held in April 2021



Statistical report of BFM Sem -IV Examination held in April 2021

Details	Female	Male	Total
No. of Students appeared for examination	25	31	56
No. of Students Passed with O grade	0	0	0
No. of Students Passed with A+ grade	12	7	19
No. of Students Passed with A grade	4	11	15
No. of Students Passed with B+ grade	4	8	12
No. of Students Passed with B grade	1	2	3
No. of Students Passed with C grade	1	0	1
No. of Students Passed with D grade	0	0	0
No. of Students Failed with ATKT	2	3	5
No. of Outright Failures	1	0	1
Thus % of result is	88.00	90.32	89.29

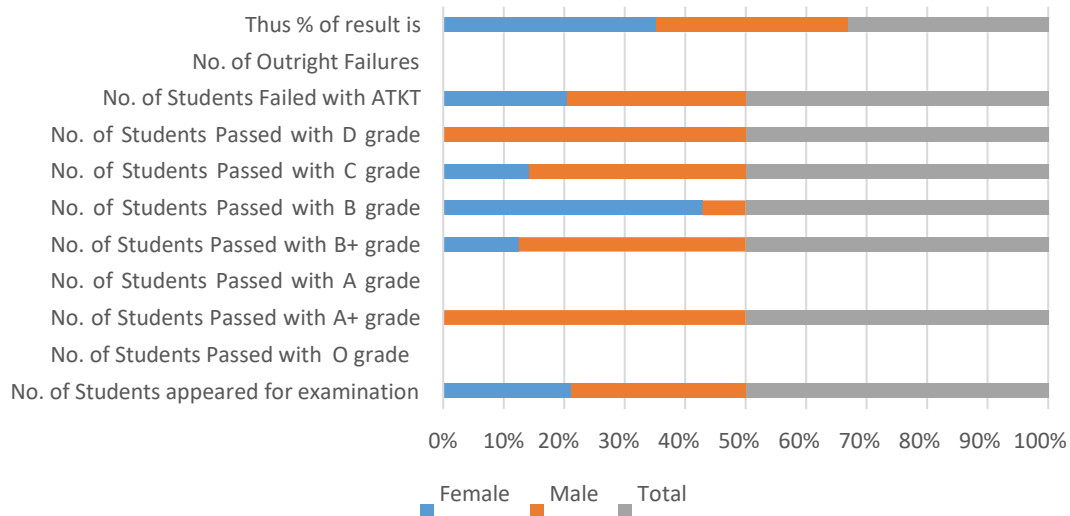
Statistical report of BFM Sem -IV Examination held in April 2021



BACHELOR OF COMMERCE IN FINANCIAL MARKET (BFM) 2019-20

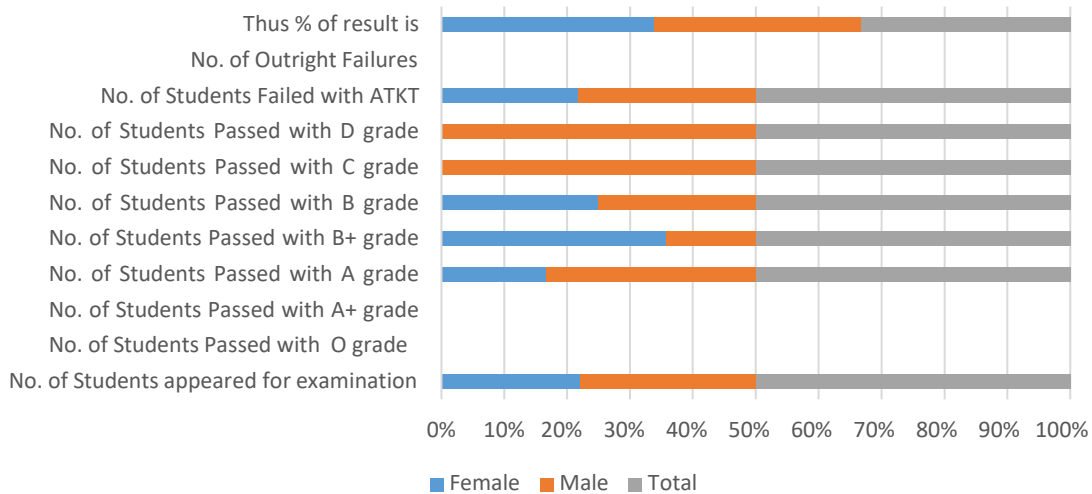
Statistical report of BFM Sem - I Examination held in Oct 2019			
Details	Female	Male	Total
No. of Students appeared for examination	25	34	59
No. of Students Passed with O grade	0	0	0
No. of Students Passed with A+ grade	0	1	1
No. of Students Passed with A grade	0	0	0
No. of Students Passed with B+ grade	1	3	4
No. of Students Passed with B grade	6	1	7
No. of Students Passed with C grade	2	5	7
No. of Students Passed with D grade	0	1	1
No. of Students Failed with ATKT	16	23	39
No. of Outright Failures	0	0	0
Thus % of result is	36.00	32.35	33.90

Statistical report of BBI Sem - I Examination held in Oct 2019



Statistical report of BFM Sem - III Examination held in Oct 2019			
Details	Female	Male	Total
No. of Students appeared for examination	23	29	52
No. of Students Passed with O grade	0	0	0
No. of Students Passed with A+ grade	0	0	0
No. of Students Passed with A grade	1	2	3
No. of Students Passed with B+ grade	5	2	7
No. of Students Passed with B grade	3	3	6
No. of Students Passed with C grade	0	3	3
No. of Students Passed with D grade	0	1	1
No. of Students Failed with ATKT	14	18	32
No. of Outright Failures	0	0	0
Thus % of result is	39.13	37.93	38.46

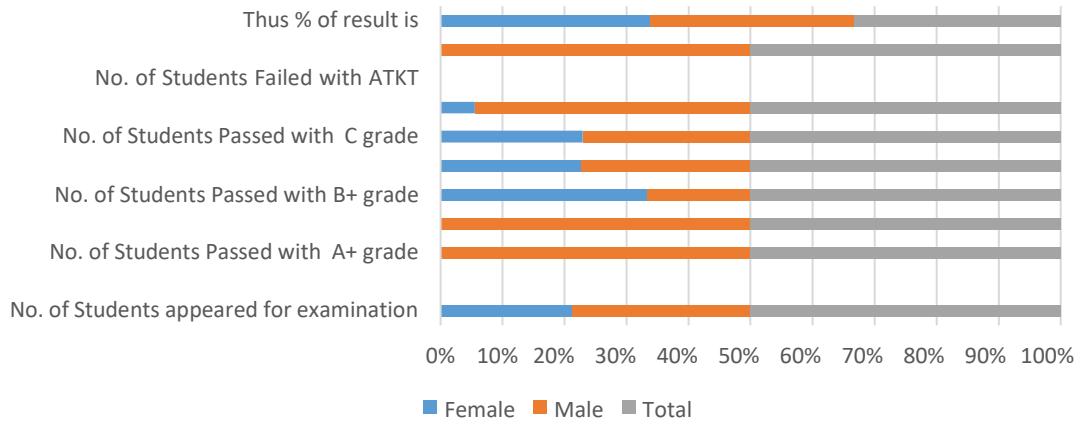
Statistical report of BBI Sem - III Examination held in Oct 2019



Statistical report of BFM Sem - II Examination held in Mar 2020			
Details	Female	Male	Total
No. of Students appeared for examination	25	34	59
No. of Students Passed with O grade	0	0	0
No. of Students Passed with A+ grade	0	1	1
No. of Students Passed with A grade	0	1	1
No. of Students Passed with B+ grade	8	4	12
No. of Students Passed with B grade	5	6	11
No. of Students Passed with C grade	11	13	24
No. of Students Passed with D grade	1	8	9
No. of Students Failed with ATKT	0	0	0
No. of Outright Failures	0	1	1
Thus % of result is	100	97.06	98.31



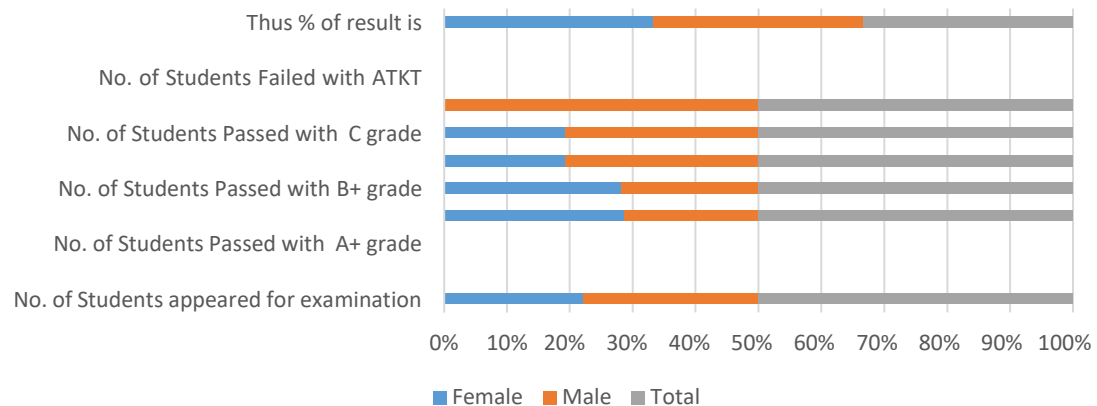
Statistical report of BBI Sem - II Examination held in Mar 2020



Statistical report of BFM Sem - IV Examination held in Mar 2020

Details	Female	Male	Total
No. of Students appeared for examination	23	29	52
No. of Students Passed with O grade	0	0	0
No. of Students Passed with A+ grade	0	0	0
No. of Students Passed with A grade	4	3	7
No. of Students Passed with B+ grade	9	7	16
No. of Students Passed with B grade	5	8	13
No. of Students Passed with C grade	5	8	13
No. of Students Passed with D grade	0	3	3
No. of Students Failed with ATKT	0	0	0
No. of Outright Failures	0	0	0
Thus % of result is	100	100	100

Statistical report of BBI Sem - IV Examination held in Mar 2020



LAXMI CHARITABLE TRUST
SHRI CHINAI COLLEGE OF COMMERCE & ECONOMICS

Dr. S. Radhakrishnan Marg, Andheri (East), Mumbai-400 069

Accredited by NAAC with B Grade

CRITERION II

KEY INDICATOR	2.6. Student Performance and Learning Outcome
METRIC NO.	2.6.2

**ATTAINMENT OF POS AND COS ARE EVALUATED
(YEAR WISE RESULT ANALYSIS 2019-2024)**

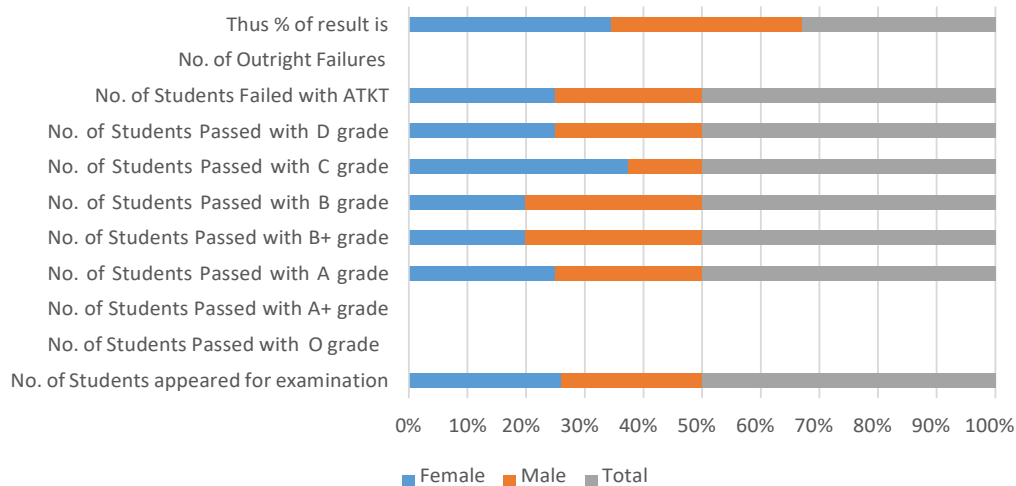
**BACHELOR OF COMMERCE IN BANKING AND
INSURANCE
(BBI)**



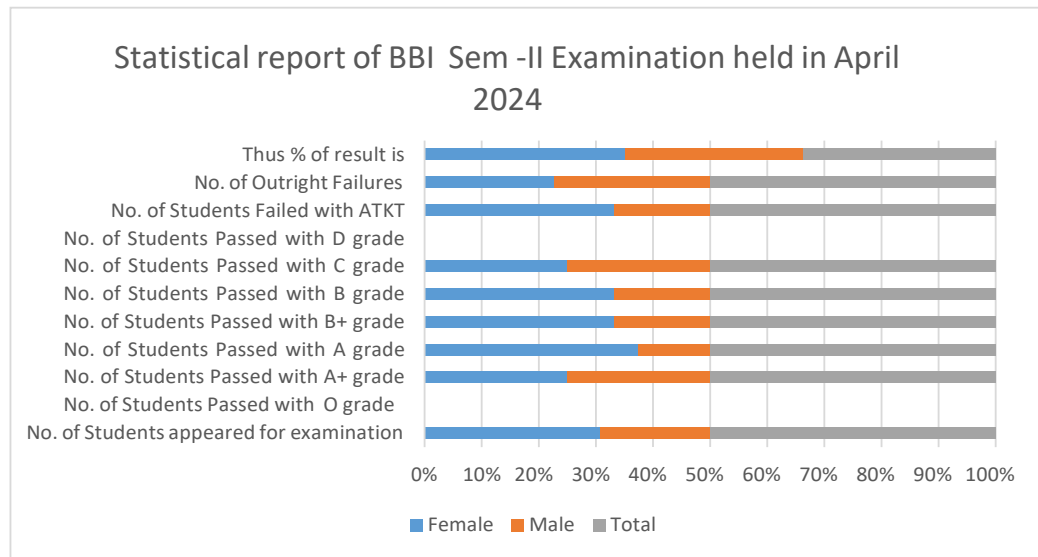
BACHELOR OF COMMERCE IN BANKING AND INSURANCE(BBI) 2023-24

Statistical report of BBI Sem -III Examination held in October 2023			
Details	Female	Male	Total
No. of Students appeared for examination	27	25	52
No. of Students Passed with O grade	0	0	0
No. of Students Passed with A+ grade	0	0	0
No. of Students Passed with A grade	2	2	4
No. of Students Passed with B+ grade	2	3	5
No. of Students Passed with B grade	2	3	5
No. of Students Passed with C grade	6	2	8
No. of Students Passed with D grade	3	3	6
No. of Students Failed with ATKT	12	12	24
No. of Outright Failures	0	0	0
Thus % of result is	55.56	52	53.05

Statistical report of BBI Sem -III Examination held in
October 2023



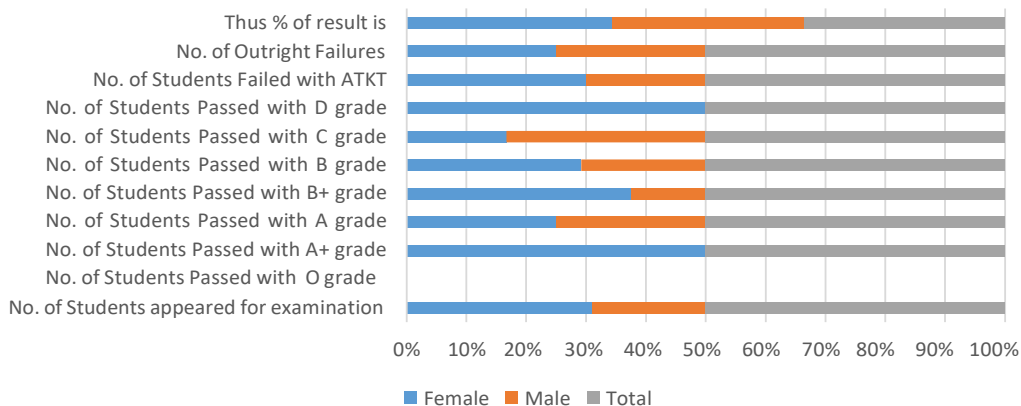
Statistical report of BBI Sem -II Examination held in April 2024			
Details	Female	Male	Total
No. of Students appeared for examination	37	23	60
No. of Students Passed with O grade	0	0	0
No. of Students Passed with A+ grade	1	1	2
No. of Students Passed with A grade	3	1	4
No. of Students Passed with B+ grade	6	3	9
No. of Students Passed with B grade	6	3	9
No. of Students Passed with C grade	2	2	4
No. of Students Passed with D grade	0	0	0
No. of Students Failed with ATKT	14	7	21
No. of Outright Failures	5	6	11
Thus % of result is	48.65	43.48	46.67



Statistical report of BBI Sem -IV Examination held in April 2024			
Details	Female	Male	Total
No. of Students appeared for examination	31	19	50
No. of Students Passed with O grade	0	0	0
No. of Students Passed with A+ grade	3	0	3
No. of Students Passed with A grade	3	3	6
No. of Students Passed with B+ grade	6	2	8
No. of Students Passed with B grade	7	5	12
No. of Students Passed with C grade	1	2	3
No. of Students Passed with D grade	1	0	1
No. of Students Failed with ATKT	9	6	15
No. of Outright Failures	1	1	2
Thus % of result is	67.74	63.16	66.00

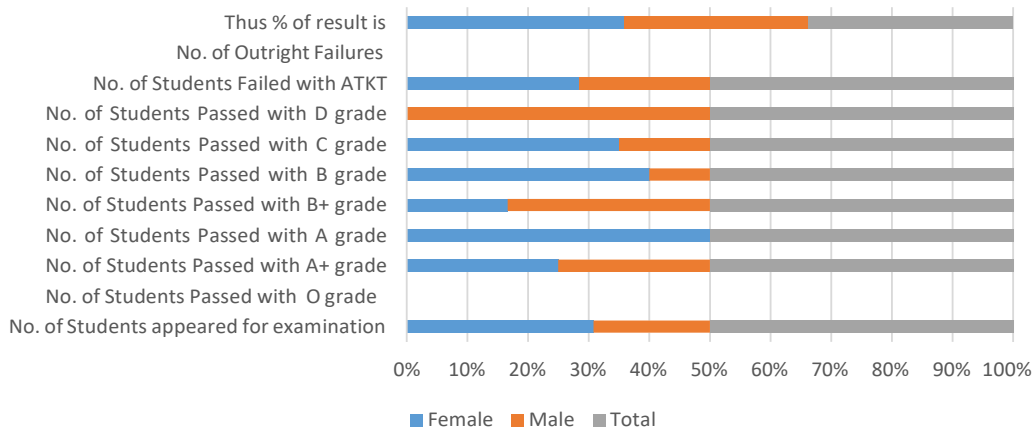


Statistical report of BBI Sem -IV Examination held in April 2024



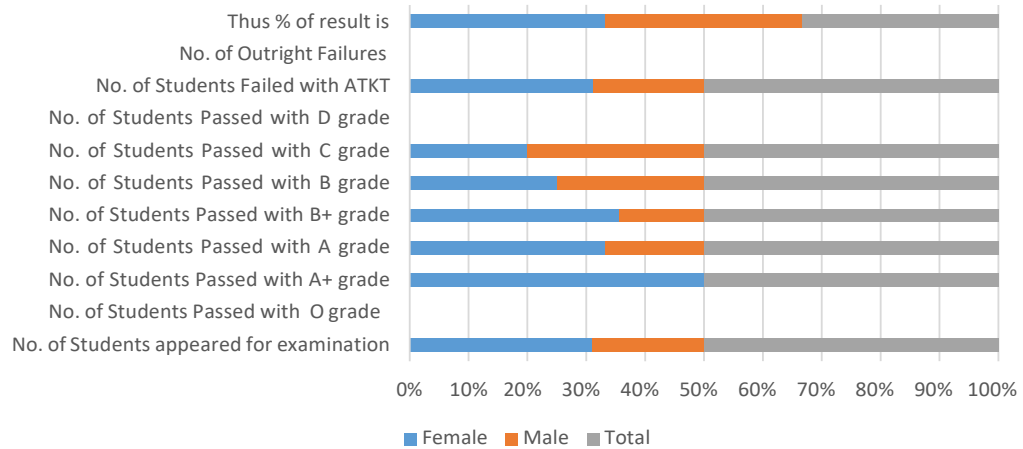
Statistical report of BBI Sem -I Examination held in OCTOBER 2023			
Details	Female	Male	Total
No. of Students appeared for examination	37	23	60
No. of Students Passed with O grade	0	0	0
No. of Students Passed with A+ grade	1	1	2
No. of Students Passed with A grade	3	0	3
No. of Students Passed with B+ grade	2	4	6
No. of Students Passed with B grade	8	2	10
No. of Students Passed with C grade	7	3	10
No. of Students Passed with D grade	0	1	1
No. of Students Failed with ATKT	16	12	28
No. of Outright Failures	0	0	0
Thus % of result is	56.76	47.83	53.33

Statistical report of BBI Sem -I Examination held in OCTOBER 2023



Statistical report of BBI Sem -III Examination held in OCTOBER 2023			
Details	Female	Male	Total
No. of Students appeared for examination	31	19	50
No. of Students Passed with O grade	0	0	0
No. of Students Passed with A+ grade	1	0	1
No. of Students Passed with A grade	4	2	6
No. of Students Passed with B+ grade	10	4	14
No. of Students Passed with B grade	4	4	8
No. of Students Passed with C grade	2	3	5
No. of Students Passed with D grade	0	0	0
No. of Students Failed with ATKT	10	6	16
No. of Outright Failures	0	0	0
Thus % of result is	67.74	68.42	68.00

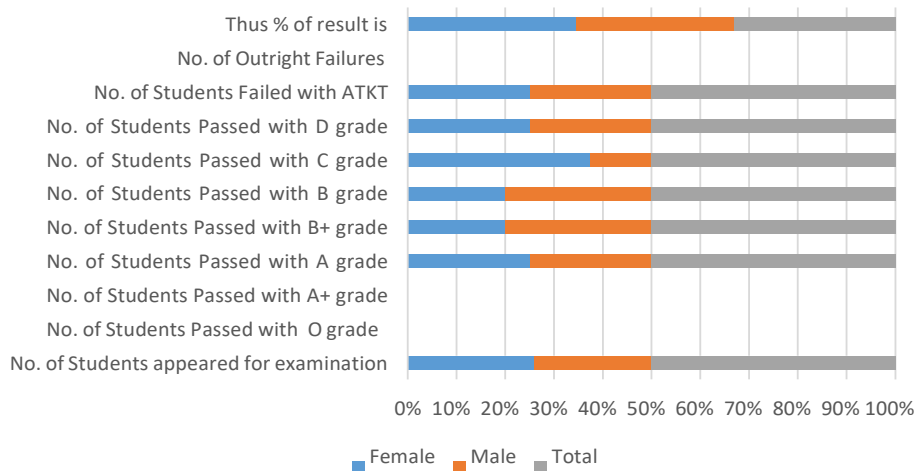
Statistical report of BBI Sem -III Examination held in OCTOBER 2023



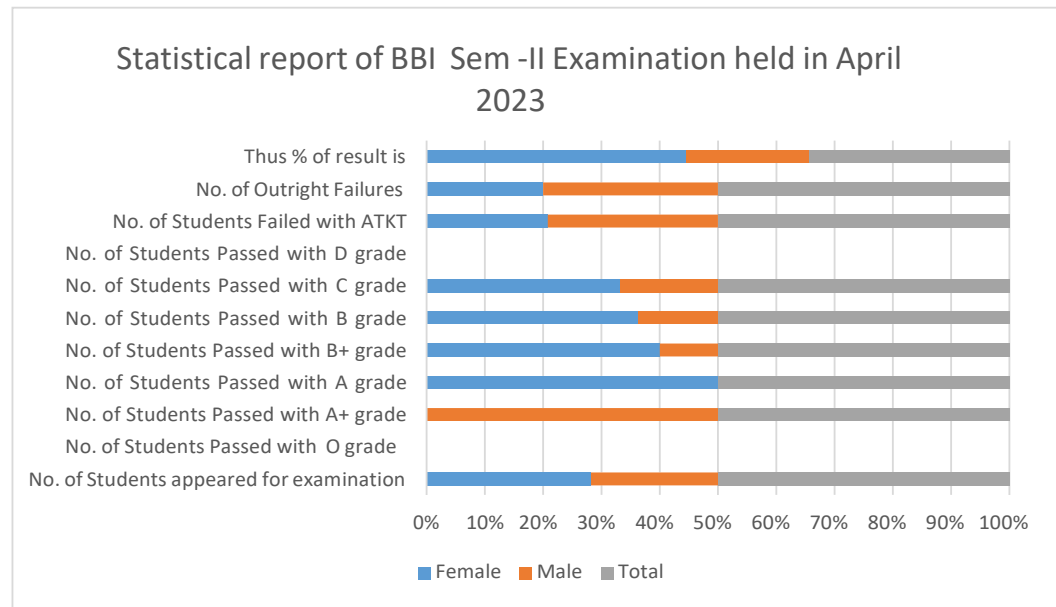
BACHELOR OF COMMERCE IN BANKING AND INSURANCE(BBI) 2022-23

Statistical report of BBI Sem -III Examination held in October 2022			
Details	Female	Male	Total
No. of Students appeared for examination	27	25	52
No. of Students Passed with O grade	0	0	0
No. of Students Passed with A+ grade	0	0	0
No. of Students Passed with A grade	2	2	4
No. of Students Passed with B+ grade	2	3	5
No. of Students Passed with B grade	2	3	5
No. of Students Passed with C grade	6	2	8
No. of Students Passed with D grade	3	3	6
No. of Students Failed with ATKT	12	12	24
No. of Outright Failures	0	0	0
Thus % of result is	55.56	52	53.05

Statistical report of BBI Sem -III Examination held in
October 2022



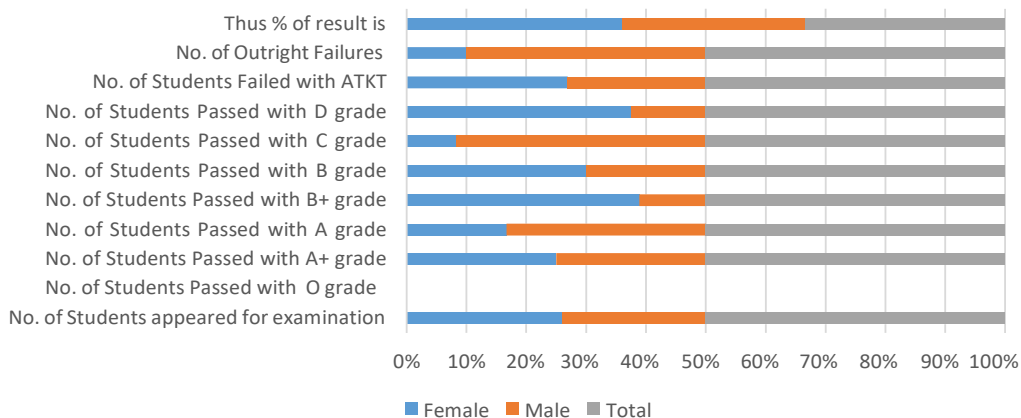
Statistical report of BBI Sem -II Examination held in April 2023			
Details	Female	Male	Total
No. of Students appeared for examination	31	24	55
No. of Students Passed with O grade	0	0	0
No. of Students Passed with A+ grade	0	1	1
No. of Students Passed with A grade	3	0	3
No. of Students Passed with B+ grade	4	1	5
No. of Students Passed with B grade	8	3	11
No. of Students Passed with C grade	4	2	6
No. of Students Passed with D grade	0	0	0
No. of Students Failed with ATKT	10	14	24
No. of Outright Failures	2	3	5
Thus % of result is	61.29	29.17	47.27



Statistical report of BBI Sem -IV Examination held in April 2023			
Details	Female	Male	Total
No. of Students appeared for examination	27	25	52
No. of Students Passed with O grade	0	0	0
No. of Students Passed with A+ grade	1	1	2
No. of Students Passed with A grade	1	2	3
No. of Students Passed with B+ grade	7	2	9
No. of Students Passed with B grade	6	4	10
No. of Students Passed with C grade	1	5	6
No. of Students Passed with D grade	3	1	4
No. of Students Failed with ATKT	7	6	13
No. of Outright Failures	1	4	5
Thus % of result is	70.37	60.00	65.38



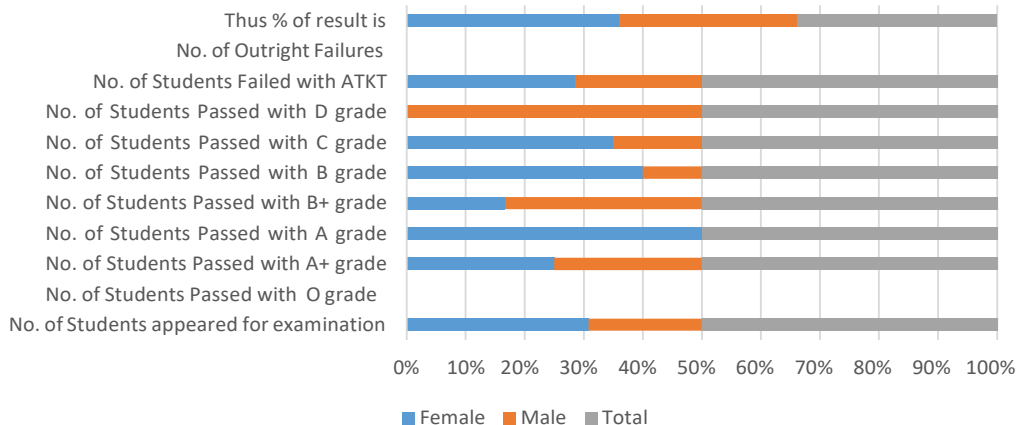
Statistical report of BBI Sem -IV Examination held in April 2023



Statistical report of BBI Sem -I Examination held in OCTOBER 2023

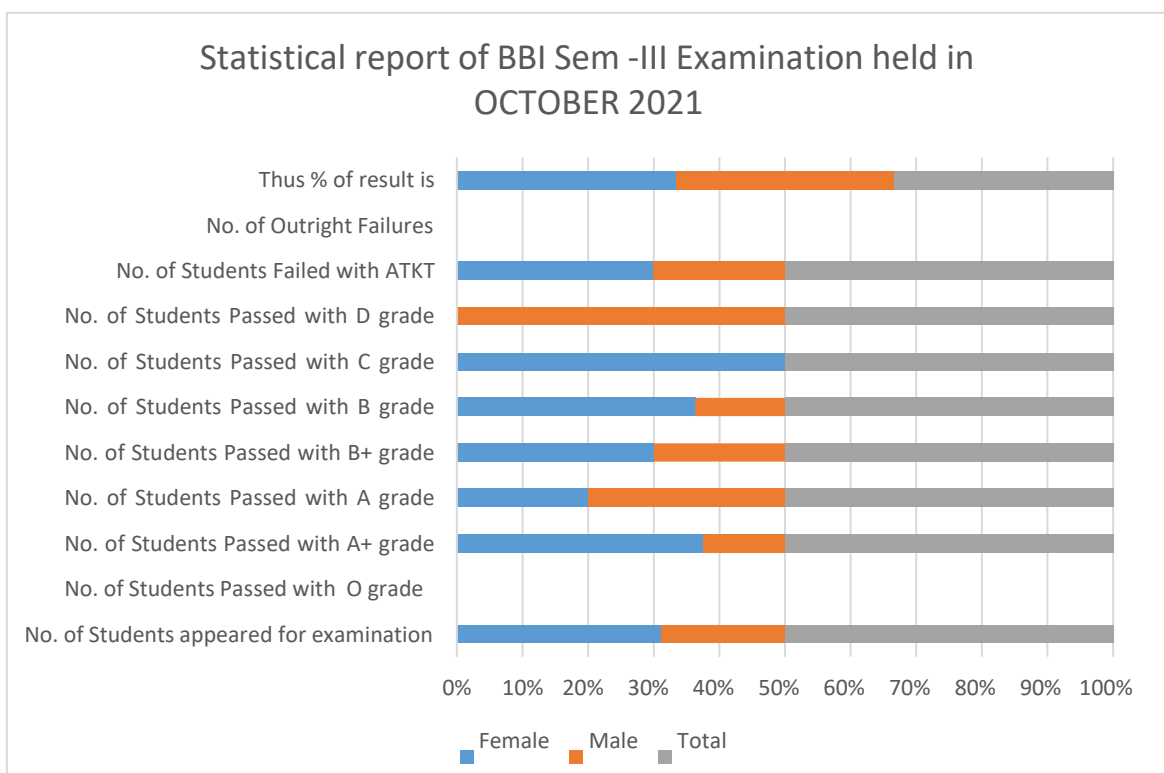
Details	Female	Male	Total
No. of Students appeared for examination	37	23	60
No. of Students Passed with O grade	0	0	0
No. of Students Passed with A+ grade	1	1	2
No. of Students Passed with A grade	3	0	3
No. of Students Passed with B+ grade	2	4	6
No. of Students Passed with B grade	8	2	10
No. of Students Passed with C grade	7	3	10
No. of Students Passed with D grade	0	1	1
No. of Students Failed with ATKT	16	12	28
No. of Outright Failures	0	0	0
Thus % of result is	56.76	47.83	53.33

Statistical report of BBI Sem -I Examination held in OCTOBER 2023

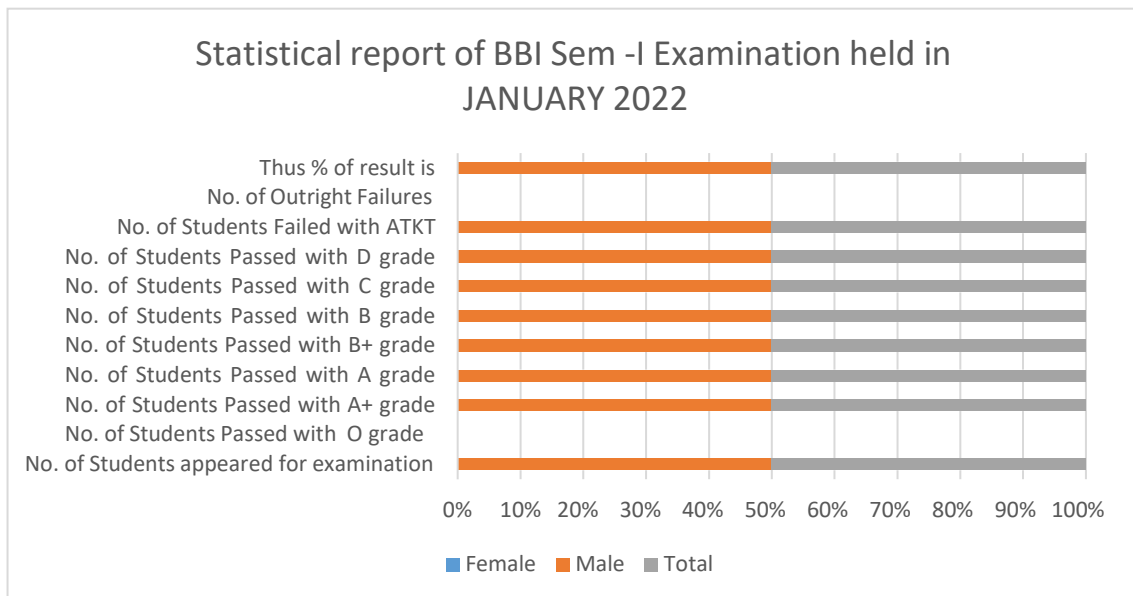


BACHELOR OF COMMERCE IN BANKING AND INSURANCE(BBI) 2021-22

Statistical report of BBI Sem -III Examination held in OCTOBER 2021			
Details	Female	Male	Total
No. of Students appeared for examination	35	21	56
No. of Students Passed with O grade	0	0	0
No. of Students Passed with A+ grade	6	2	8
No. of Students Passed with A grade	4	6	10
No. of Students Passed with B+ grade	9	6	15
No. of Students Passed with B grade	8	3	11
No. of Students Passed with C grade	5	0	5
No. of Students Passed with D grade	0	2	2
No. of Students Failed with ATKT	3	2	5
No. of Outright Failures	0	0	0
Thus % of result is	91.43	90.48	91.07



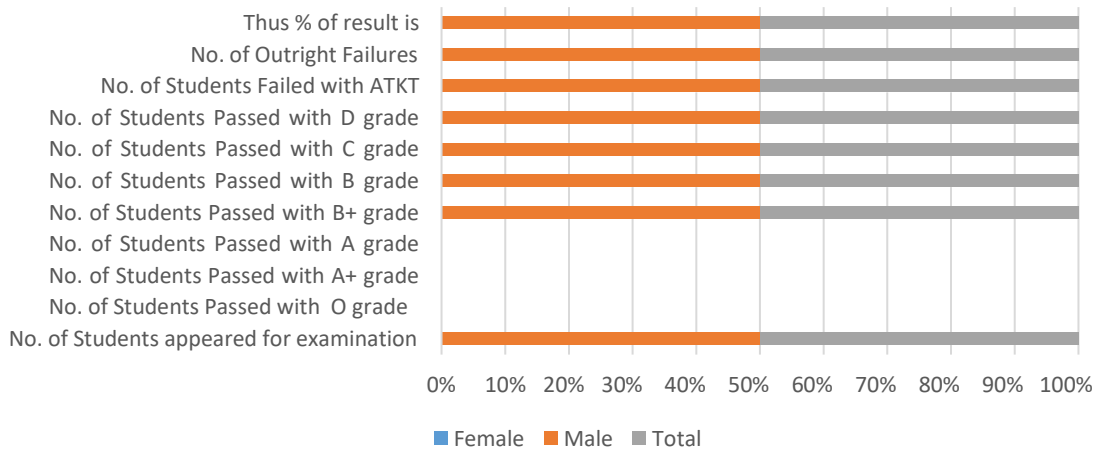
Statistical report of BBI Sem -I Examination held in JANUARY 2022			
Details	Female	Male	Total
No. of Students appeared for examination	0	60	60
No. of Students Passed with O grade	0	0	0
No. of Students Passed with A+ grade	0	1	1
No. of Students Passed with A grade	0	13	13
No. of Students Passed with B+ grade	0	16	16
No. of Students Passed with B grade	0	8	8
No. of Students Passed with C grade	0	3	3
No. of Students Passed with D grade	0	1	1
No. of Students Failed with ATKT	0	18	18
No. of Outright Failures	0	0	0
Thus % of result is	0	70.00	70.00



Statistical report of BBI Sem -II Examination held in May 2022			
Details	Female	Male	Total
No. of Students appeared for examination	0	60	60
No. of Students Passed with O grade	0	0	0
No. of Students Passed with A+ grade	0	0	0
No. of Students Passed with A grade	0	0	0
No. of Students Passed with B+ grade	0	2	2
No. of Students Passed with B grade	0	7	7
No. of Students Passed with C grade	0	17	17
No. of Students Passed with D grade	0	8	8
No. of Students Failed with ATKT	0	22	22
No. of Outright Failures	0	4	4
Thus % of result is	0	56.67	56.67



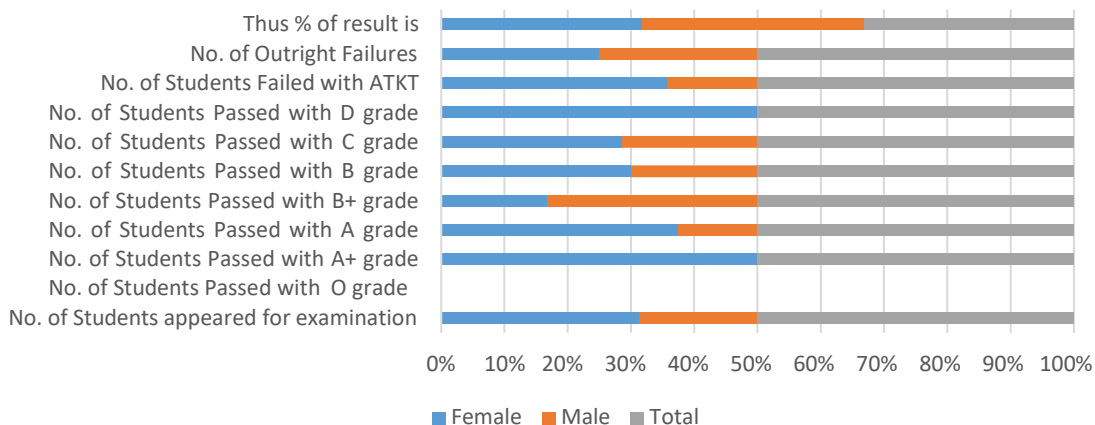
Statistical report of BBI Sem -II Examination held in May 2022



Statistical report of BBI Sem -IV Examination held in April 2022

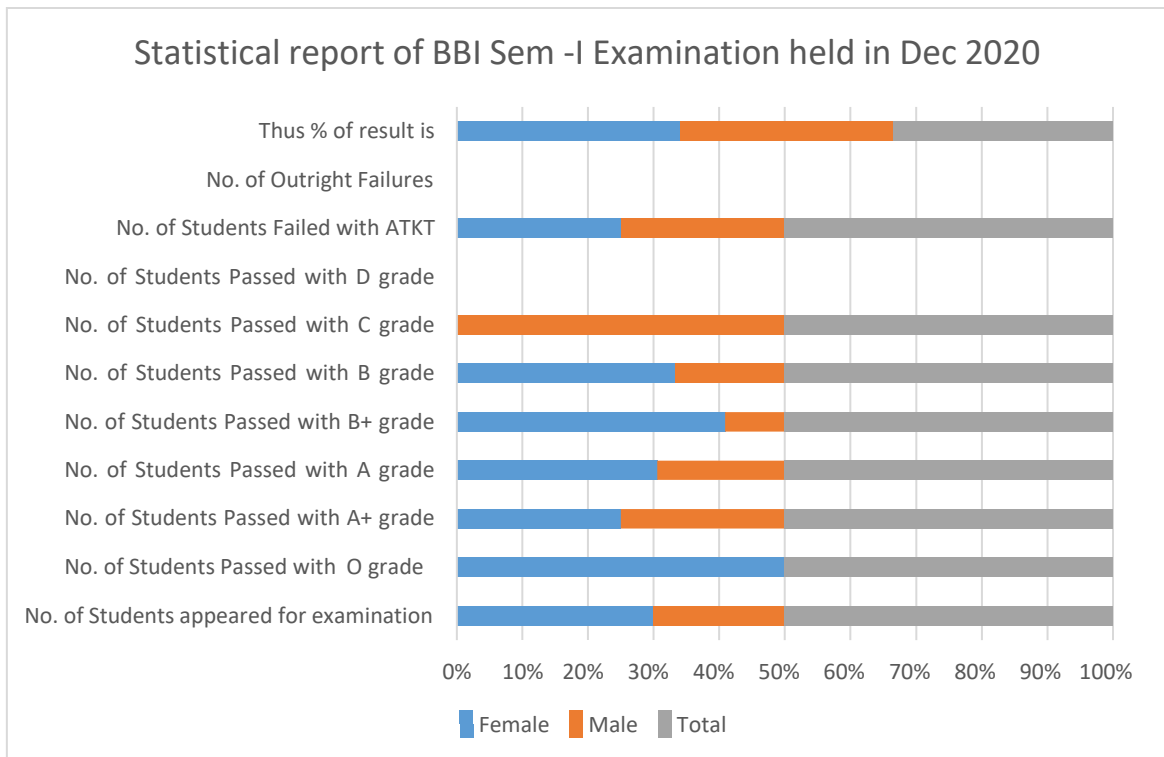
Details	Female	Male	Total
No. of Students appeared for examination	35	21	56
No. of Students Passed with O grade	0	0	0
No. of Students Passed with A+ grade	1	0	1
No. of Students Passed with A grade	3	1	4
No. of Students Passed with B+ grade	3	6	9
No. of Students Passed with B grade	9	6	15
No. of Students Passed with C grade	4	3	7
No. of Students Passed with D grade	4	0	4
No. of Students Failed with ATKT	10	4	14
No. of Outright Failures	1	1	2
Thus % of result is	68.57	76.19	71.43

Statistical report of BBI Sem -IV Examination held in April 2022



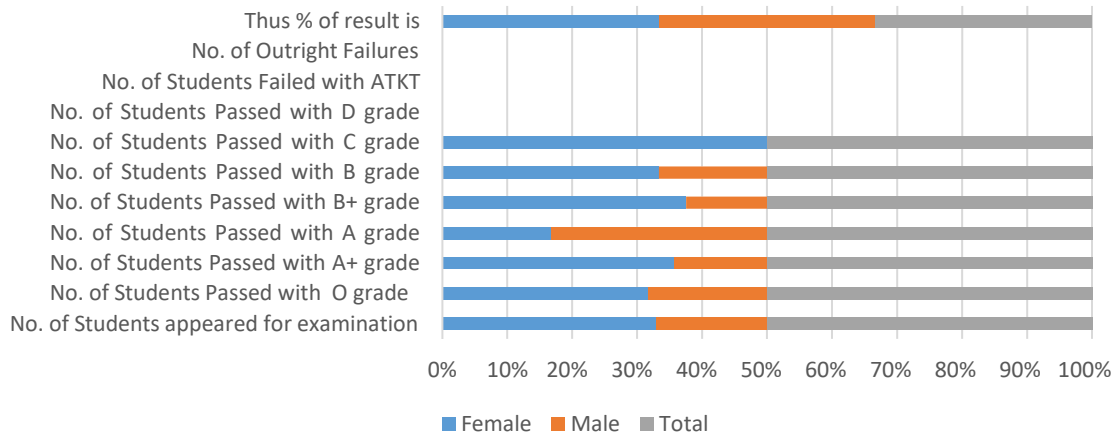
BACHELOR OF COMMERCE IN BANKING AND INSURANCE(BBI) 2020-21

Statistical report of BBI Sem -I Examination held in Dec 2020			
Details	Female	Male	Total
No. of Students appeared for examination	36	24	60
No. of Students Passed with O grade	1	0	1
No. of Students Passed with A+ grade	10	10	20
No. of Students Passed with A grade	11	7	18
No. of Students Passed with B+ grade	9	2	11
No. of Students Passed with B grade	2	1	3
No. of Students Passed with C grade	0	1	1
No. of Students Passed with D grade	0	0	0
No. of Students Failed with ATKT	3	3	6
No. of Outright Failures	0	0	0
Thus % of result is	91.67	87.50	90.00



Statistical report of BBI Sem -III Examination held in Dec 2020			
Details	Female	Male	Total
No. of Students appeared for examination	35	18	53
No. of Students Passed with O grade	7	4	11
No. of Students Passed with A+ grade	20	8	28
No. of Students Passed with A grade	2	4	6
No. of Students Passed with B+ grade	3	1	4
No. of Students Passed with B grade	2	1	3
No. of Students Passed with C grade	1	0	1
No. of Students Passed with D grade	0	0	0
No. of Students Failed with ATKT	0	0	0
No. of Outright Failures	0	0	0
Thus % of result is	100	100	100

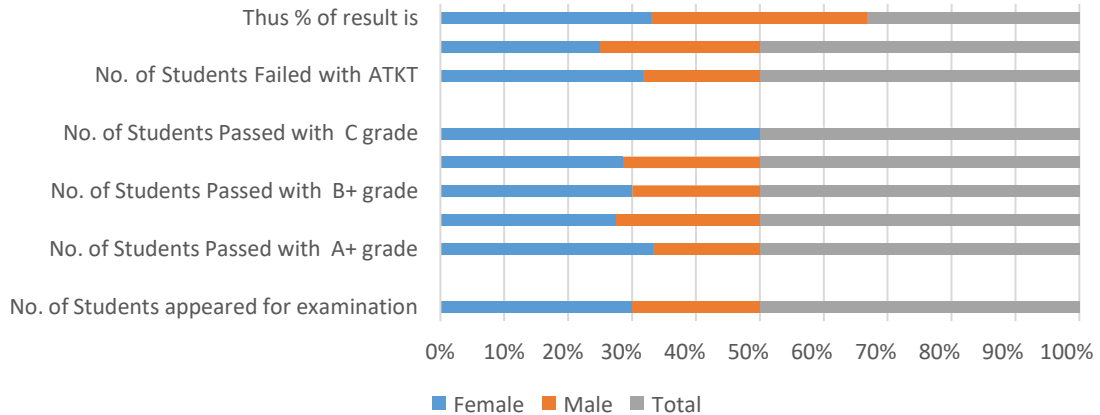
Statistical report of BBI Sem -III Examination held in Dec 2020



Statistical report of BBI Sem -II Examination held in April 2021			
Details	Female	Male	Total
No. of Students appeared for examination	36	24	60
No. of Students Passed with O grade	0	0	0
No. of Students Passed with A+ grade	6	3	9
No. of Students Passed with A grade	11	9	20
No. of Students Passed with B+ grade	6	4	10
No. of Students Passed with B grade	4	3	7
No. of Students Passed with C grade	1	0	1
No. of Students Passed with D grade	0	0	0
No. of Students Failed with ATKT	7	4	11
No. of Outright Failures	1	1	2
Thus % of result is	77.78	79.17	78.33



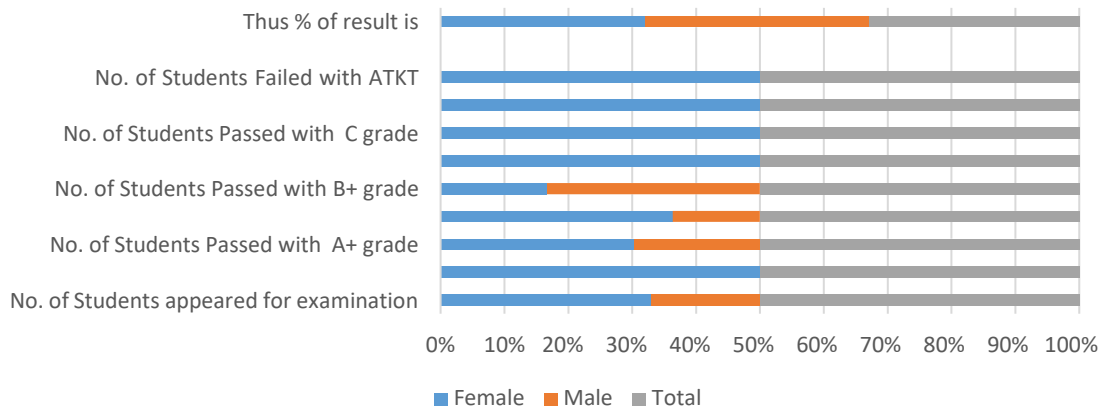
Statistical report of BBI Sem -II Examination held in April 2021



Statistical report of BBI Sem -IV Examination held in April 2021

Details	Female	Male	Total
No. of Students appeared for examination	35	18	53
No. of Students Passed with O grade	1	0	1
No. of Students Passed with A+ grade	17	11	28
No. of Students Passed with A grade	8	3	11
No. of Students Passed with B+ grade	2	4	6
No. of Students Passed with B grade	2	0	2
No. of Students Passed with C grade	1	0	1
No. of Students Passed with D grade	1	0	1
No. of Students Failed with ATKT	3	0	3
No. of Outright Failures	0	0	0
Thus % of result is	91.43	100	94.34

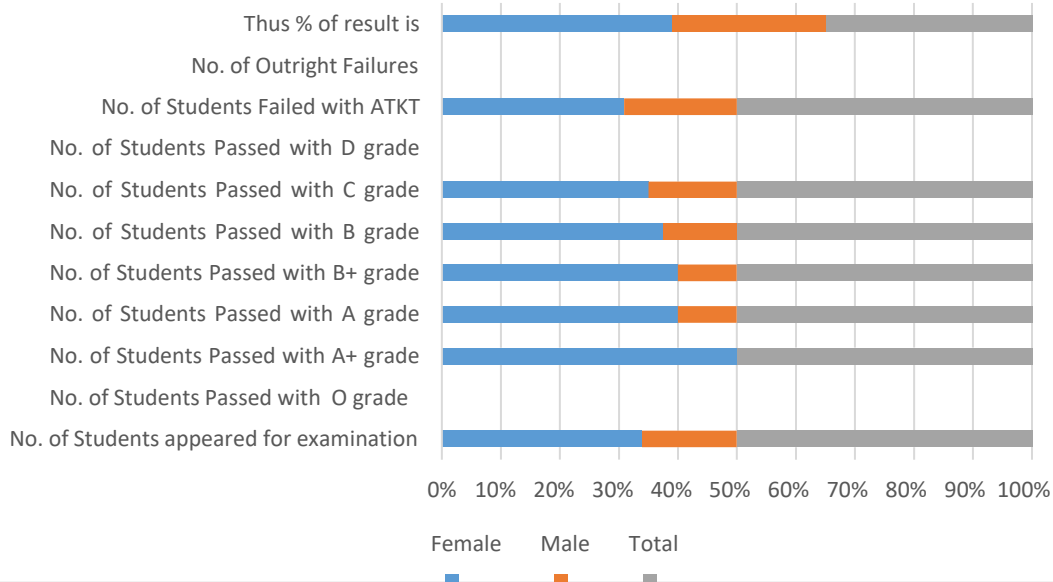
Statistical report of BBI Sem -III Examination held in Dec 2020



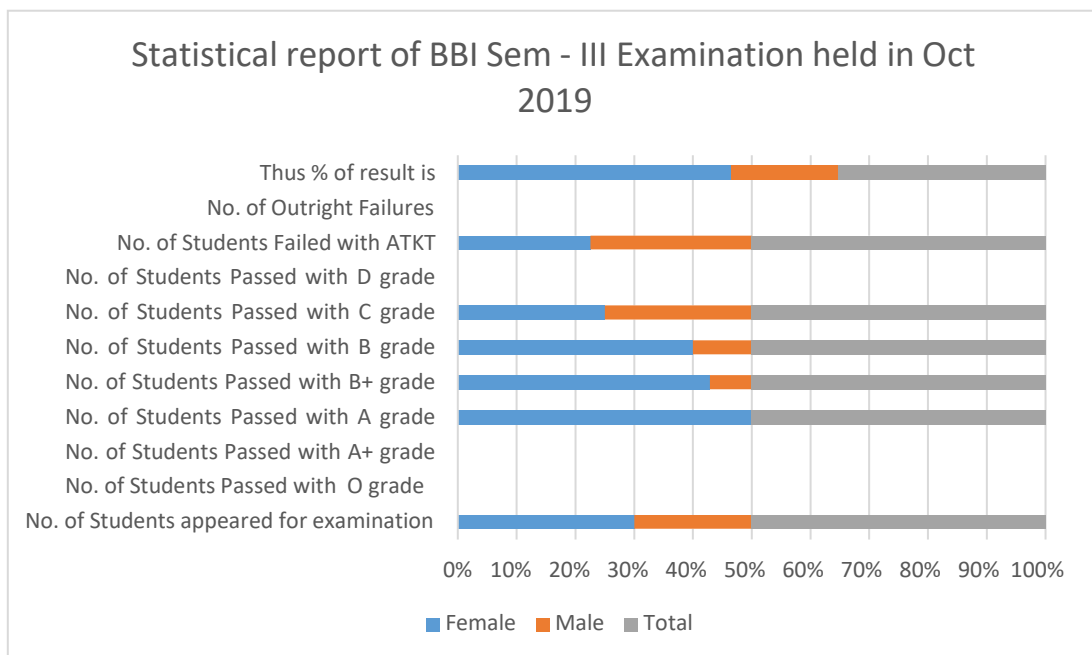
BACHELOR OF COMMERCE IN BANKING AND INSURANCE(BBI) 2019-20

Statistical report of BBI Sem - I Examination held in Oct 2019			
Details	Female	Male	Total
No. of Students appeared for examination	40	19	59
No. of Students Passed with O grade	0	0	0
No. of Students Passed with A+ grade	1	0	1
No. of Students Passed with A grade	4	1	5
No. of Students Passed with B+ grade	4	1	5
No. of Students Passed with B grade	3	1	4
No. of Students Passed with C grade	7	3	10
No. of Students Passed with D grade	0	0	0
No. of Students Failed with ATKT	21	13	34
No. of Outright Failures	0	0	0
Thus % of result is	47.5	31.58	42.37

Statistical report of BBI Sem - I Examination held in Oct 2019

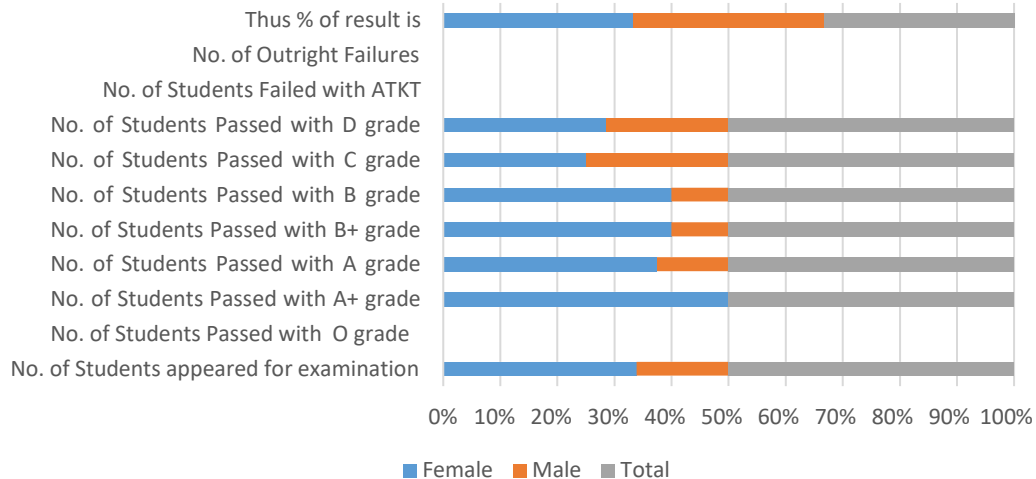


Statistical report of BBI Sem - III Examination held in Oct 2019			
Details	Female	Male	Total
No. of Students appeared for examination	33	22	55
No. of Students Passed with O grade	0	0	0
No. of Students Passed with A+ grade	0	0	0
No. of Students Passed with A grade	3	0	3
No. of Students Passed with B+ grade	6	1	7
No. of Students Passed with B grade	8	2	10
No. of Students Passed with C grade	2	2	4
No. of Students Passed with D grade	0	0	0
No. of Students Failed with ATKT	14	17	31
No. of Outright Failures	0	0	0
Thus % of result is	57.58	22.73	43.64



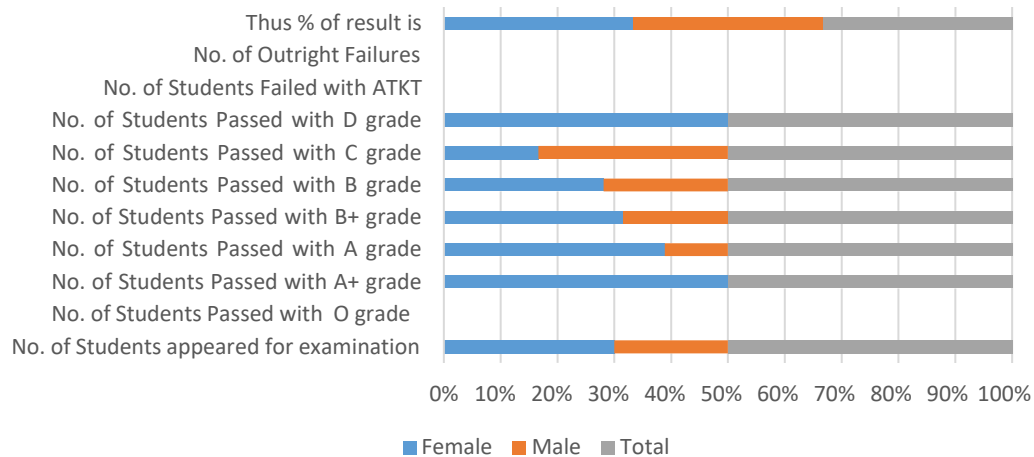
Statistical report of BBI Sem - II Examination held in Mar 2020			
Details	Female	Male	Total
No. of Students appeared for examination	40	19	59
No. of Students Passed with O grade	0	0	0
No. of Students Passed with A+ grade	1	0	1
No. of Students Passed with A grade	6	2	8
No. of Students Passed with B+ grade	8	2	10
No. of Students Passed with B grade	12	3	15
No. of Students Passed with C grade	9	9	18
No. of Students Passed with D grade	4	3	7
No. of Students Failed with ATKT	0	0	0
No. of Outright Failures	0	0	0
Thus % of result is	100	100	100


Statistical report of BBI Sem - II Examination held in Mar 2020



Statistical report of BBI Sem - IV Examination held in Mar 2020			
Details	Female	Male	Total
No. of Students appeared for examination	33	22	55
No. of Students Passed with O grade	0	0	0
No. of Students Passed with A+ grade	1	0	1
No. of Students Passed with A grade	7	2	9
No. of Students Passed with B+ grade	12	7	19
No. of Students Passed with B grade	9	7	16
No. of Students Passed with C grade	3	6	9
No. of Students Passed with D grade	1	0	1
No. of Students Failed with ATKT	0	0	0
No. of Outright Failures	0	0	0
Thus % of result is	100	100	100

Statistical report of BBI Sem - IV Examination held in Mar 2020




INCHARGE PRINCIPAL
 SHRI CHINAI COLLEGE OF COMMERCE &
 ECONOMICS ANDHERI (E), MUMBAI-400 069.

